

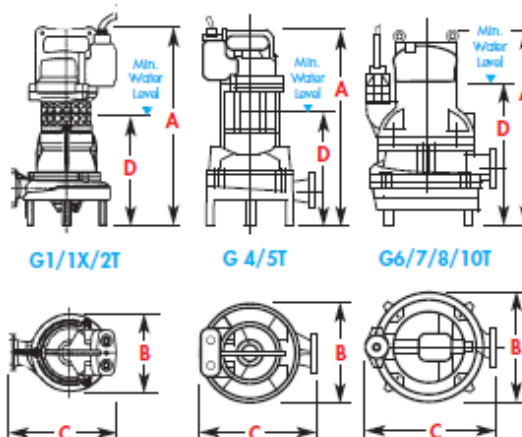
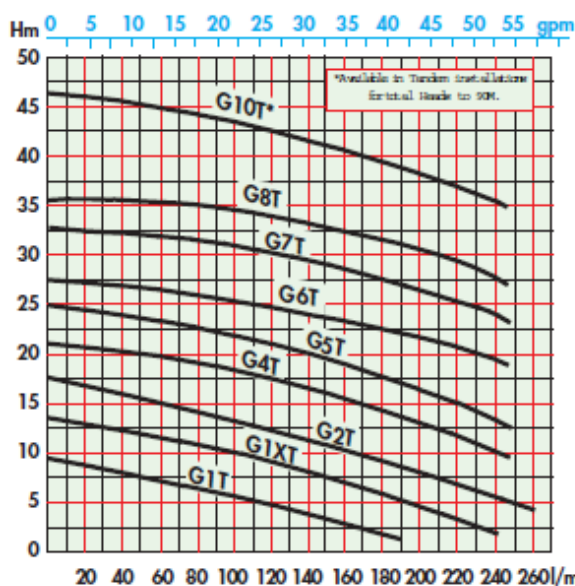

GNASHER

400V submersible grinder pumps for waste water and sewage

These heavy duty 400/3/50 grinder pumps have been designed for arduous waste water and sewage type applications. They feature G250 cast iron body/volute; G250+Ni impeller; stainless steel grinder mechanism (AISI 440), shaft and fixings; and H07RN/F neoprene cable. Models G1T to G5T have Nitrile O-rings and lip seal and silicon carbide/carbide mechanical seal arrangement, whilst model G6/7/8/10T have a double mechanical seal. Supplied with either threaded horizontal flange (1½" or 2") or 2" BSPF elbow discharge.

Gnasher models G4T and above are also available in Eexd IIB T4 (ATEX) versions.

Guiderail options on all models.



TECHNICAL DATA									
MODEL	NOM kW	NOM. AMP	DIMENSIONS mm					SOLIDS mm dia	WEIGHT Kg
			A	B	C	D	Flange/Elbow		
G1T (G272T3T3-J6AA0)	1.1	2.4	472	208	253	266	1½" or 2"F/2"F	6	30
G1XT (G272T3T2-J6AA0)	1.1	2.4	472	208	253	266	1½" or 2"F/2"F	6	30
G2T (G272T3T1-J6AA0)	1.4	2.7	472	208	253	266	1½" or 2"F/2"F	6	30
G4T (G271T6T2-J6AA0)	1.6	3.1	460	224	268	246	1½" or 2"F/2"F	6	40
G5T (G271T6T1-J6AA0)	2.4	4.5	460	224	268	246	1½" or 2"F/2"F	6	40
G6T (G209T6T2-J7AA0)	3.1	5.8	501	242	288	308	1½" or 2"F/2"F	7	52
G7T (G209T6T1-J7AA0)	3.1	5.8	501	242	288	308	1½" or 2"F/2"F	7	52
G8T (G210R6T3-J7AA2)	4.2	7.7	509	242	295	329	1½" or 2"F/2"F	7	66
G10T (G210R6T1-J7AA2)	5.0	9.1	509	242	295	329	1½" or 2"F/2"F	7	66

POLYPUMP LIMITED

...pumping solutions