

# Aspri 15/25 MB Surface Horizontal



## Quiet-running multi-stage centrifugal pumps

### Applications

To work with clean water in domestic applications, irrigation, and hydropneumatic sets.

### Materials

Pump body and impellers in stainless steel AISI 304.  
 Motor shaft in stainless steel AISI 420.  
 Diffusers in technopolymer.  
 Suction and discharge connections in brass.  
 Mechanical seal in graphite and alumine.  
 Motor housing in aluminium.  
 Built-in self priming valve.  
 O-rings in EPDM and NBR

### Motor

Asynchronous, two poles.  
 IP 44 protection.  
 Class F insulation.  
 Continuous operation.  
 Single-phase with built-in thermal protection.  
 Efficiency IE2.

### Limitations

Maximum suction lift: 9 m.  
 Maximum liquid temperature: 40 °C.



## Hydraulic performance table

Model	I [A]			P1 [kW]		P2		c	l/min	5	10	20	30	35	40	50	60	1~230 V (model M)	3~400 V (model T)
	1~230 V	3~230 V	3~400 V	1~230 V	3~400 V	[kW]	[HP]											[μF]	m³/h
	Aspri 15.3B	2.74	2.1	1.21	0.61	0.61	0.37	0.5	12	mwc	33	32	30	26	24	22	17		96419
Aspri 15.4B	3.53	2.3	1.3	0.7	0.7	0.55	0.75	45	44		43	39	35	32	27	21.5		96427	96422
Aspri 15.5B	4.13	3.3	1.9	0.95	0.95	0.75	1.0	12	53		51	47	42	38	34	25	17		96436

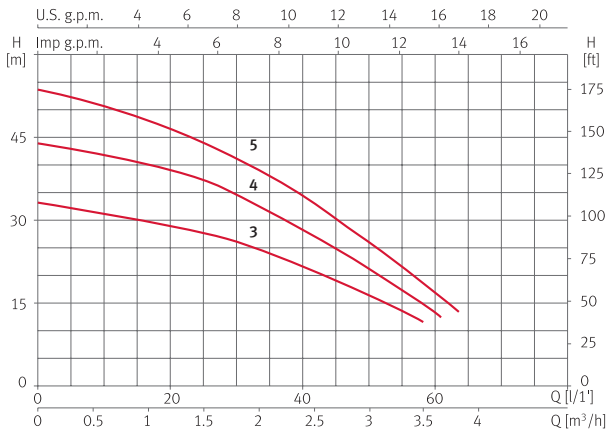
Model	I [A]			P1 [kW]		P2		c	l/min	15	30	45	60	75	90	105	120	1~230 V (model M)	3~400 V (model T)	
	1~230 V	3~230 V	3~400 V	1~230 V	3~400 V	[kW]	[HP]											[μF]	m³/h	0.9
	Aspri 25.3B	5.5	3.5	2	1.2	1	0.75	1	16	mwc	33	32	30.5	28	26	22	17		96452	96488
Aspri 25.4B	6.8	4.3	2.5	1.5	1.4	0.92	1.25	16	43		42	40	37	33	28	22	14.5		96462	96456
Aspri 25.5B	7.4	5.2	3	1.7	1.7	1.1	1.5	25	56		55	52.5	48	43	37	29	20		96468	96465

# Aspri 15/25 MB Surface Horizontal

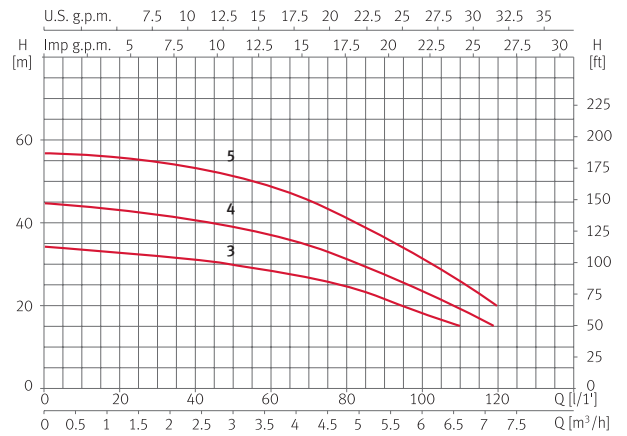


## Performance curves at 2900 rpm

Aspri 15 MB



Aspri 25 MB

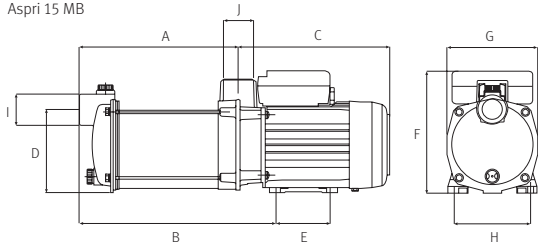


## Dimensions and weights

Aspri 15 MB

Model	A	B	C	D	E	F	G	H	I	J	Kg
Aspri 15 3 MB	187	237	202	110	74	162	121	102	1"	1"	9.2
Aspri 15 4 MB	211	261	202	110	74	162	121	102	1"	1"	10
Aspri 15 5 MB	235	285	202	110	74	162	121	102	1"	1"	11

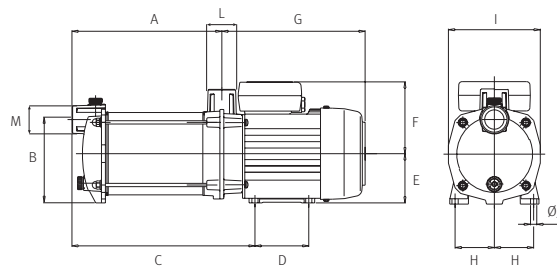
Aspri 15 MB



Aspri 25 MB

Model	A	B	C	D	E	F	G	H	I	J	L	M	Kg
Aspri 25 3 MB	202	127	252.5	82	75	109.5	218	59	138	8	1"	1"	13.5
Aspri 25 4 MB	228.5	127	279	82	75	109.5	218	59	138	8	1"	1"	14.6
Aspri 25 5 MB	255	127	328	82	75	109.5	240.5	59	138	8	1"	1"	17.2

Aspri 25 MB



\*Service kits are available on request