

**Submersible drainage pump
 with cooling jacket
 for clean and drainage water.**

Bully C140, C150

Application

Irrigation and drainage assignments in clean or dirty water. Cellar draining, keeping trenches, shafts and rooms dry. Domestic wastewater disposal in cellar rooms (e.g. washbasins, showers, washing machines). Reduction of surface water. Emergency deployment for flooding. Water extraction from water-courses or reservoirs for irrigation. 10 m connecting cable enables an actual submersion depth of 7 m. Partially submersible motor for optimum cooling even with surface motors. Automatic ventilation with additional air vent screw. Removable strainer allows extraction of residual water down to 5 mm. Automatic purging device can be implemented.

DIN EN 12050-2: Design tested and monitored.

Installation: Stationary or mobile. Version with lever float switch for use as automatic water level controlled drainage pump. Continuous operation by means of float switch lock possible.

Pumped medium: Clean- or drainage and grey water containing solids up to 20 mm particle size (C150). Max. temperature of pumped medium: 35°C, for brief periods up to 60°C.

Operating mode: Continuous operation.

Design

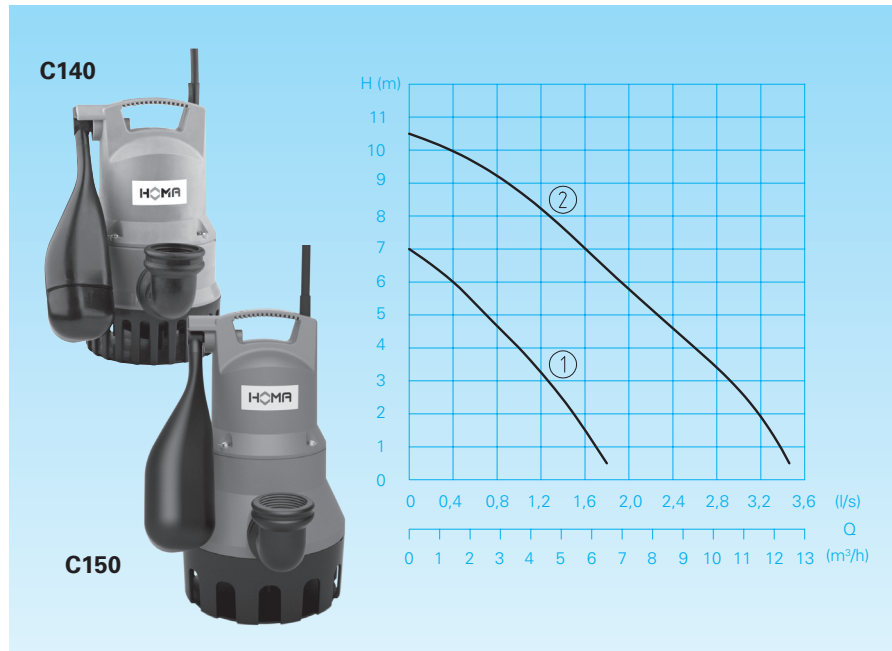
Submersible pump, consisting of:
Pump: Single-stage stainless steel centrifugal pump with cooling jacket and discharge at the bottom.

Impeller: Open multi-blade impeller, free passage C140: 10 mm, C150: 20 mm

Motor: Single-phase electric motor. Motor protection through temperature monitoring. Insulation class F. Protection rating IP 68. Stainless steel motor shaft with ceramic coated sealing surface, permanently lubricated roller bearings.

Shaft seal: 3 shaft sealing rings.

Conveying capacity



Technical data

Curve No.	Pump type	Motor input P ₁ (kW)	Motor input P ₂ (kW)	Voltage 50 Hz (V)	Nominal current (A)	Connecting cable type	Weight (kg)
①	C140 WA	0,32	0,17	230/1Ph	1,4	H07RN-F3G1	4,1
②	C150 WA	0,75	0,38	230/1Ph	3,5	H07RN-F3G1	6,0

Rotational speed: 2850 rpm

Discharge: G1 1/4

Model A: with automatic float switch.

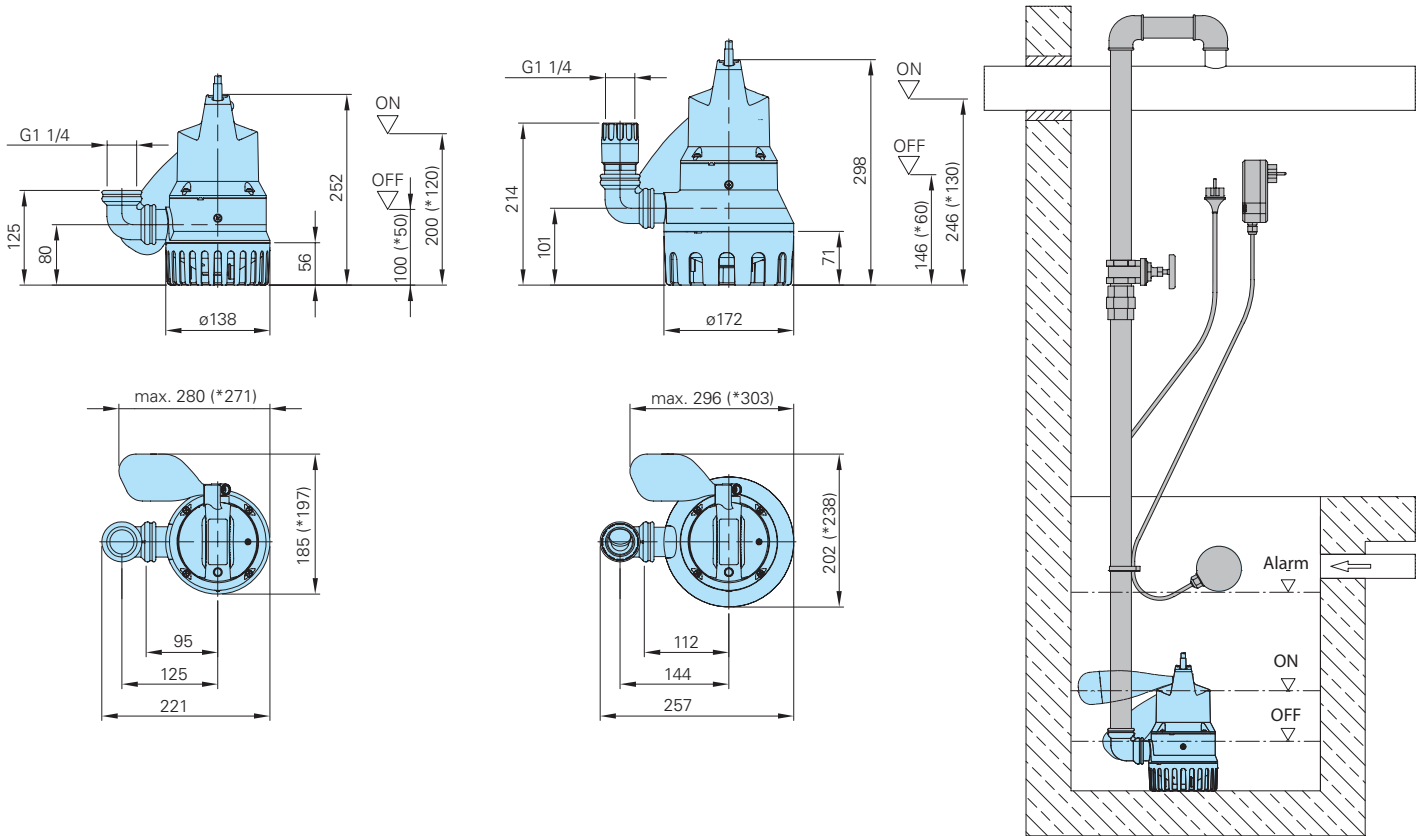
Materials

Motor housing, screws	Stainless steel
Motor shaft	Stainless steel, with ceramic coated surface
Pump housing, suction sieve	glass fibre reinforced plastic
Impeller	glass fibre reinforced plastic
Elastomers	NBR

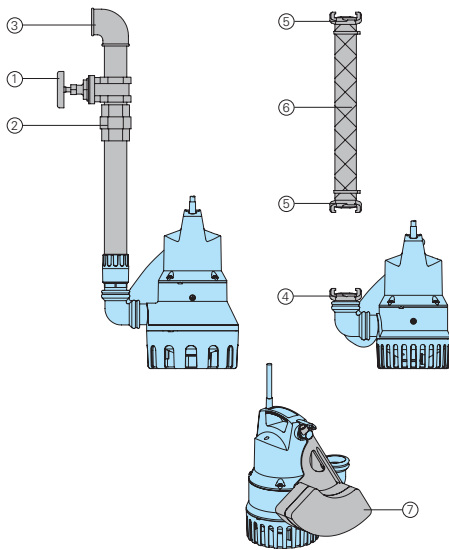
Scope of supply

Pump with 10 m of connecting cable and mains plug, pipe bend with sealing rings, non-return valve, locking clip for float switch. C150 additionally with double nipple and double socket with integrated non-return valve.

Dimensions and installation example (all dimensions in mm / * dimensions with special float switch)



Accessories



Description	Size	Part no.	Description	Size	Part no.
① Shut-off gate valve Brass	BSP 1 1/4" F	2216012	○ AL3 alarm switchgear Mains-dependent alarm, with connector for 9 V rechargeable battery (see below) for operation independent of mains power supply, with built-in signal transmitter, float switch and 10 m cable for 230 V/1Ph mains connection		1586141
② Transition screw connection, galvanized	BSP 1 1/4" M/F	2114304	○ 9 V rechargeable battery for mains-independent alarm		1952215
③ Connection bend 90°, galvanized	BSP 1 1/4" F BSP 1 1/4" F/M	2113604 2111405	○ For pump controllers and switchgears for mobile and stationary applications, measuring systems and monitoring devices see HOMA accessories		
T-piece for merging the pressure pipe in double pump stations, galvanized	BSP 1 1/4" F	2114301	⑦ Special float switch for low operating heights for C140/C150 (C140: On ap. 120 mm Off ap. 50 mm) (C150: On ap. 130 mm Off ap. 60 mm)		7300693.01
○ Non-return valve, brass (if the integrated non-return valve is omitted)	BSP 1 1/4" F	2211213	Accessories-Kit:		
○ Double nipple, galvanized	BSP 1 1/4" M	2009011	Bully Non-return valve stationary		8609032
④ Fixed coupling, brass	BSP 1 1/4" M	2005413			
⑤ Hose coupling brass	1" 1 1/4"	2003313 2003413			
⑥ PVC-hose, per m	1" Ø 25 mm 1 1/4" Ø 30 mm	2621000 2621200			
Plastic spiral hose, per m	1" Ø 25 mm 1 1/4" Ø 32 mm	2632025 2632030			
Hose clamp	3/4" - 1" 1 1/4"	2302330 2303252			
Fault-current circuit breaker 2-pin, Fi 16/0.03 A		1561160			



We reserve the right to alter our specifications without notice!