



VN-VL SERIES 50-60 HZ

5" STAINLESS STEEL CLOSE-COUPLED MULTISTAGE ELECTRIC PUMPS



INDEX

VN - 5" Stainless steel close-coupled submersible multistage electric pumps	2
VL - 5" Close-coupled multistage pumps with in-line nozzles	4
Family curves	6
Electric pump identification code	7
Tables of hydraulic performance	8
VN/VL 3-5-9 at 50 Hz	8
VN/VL 3-5-9 at 60 Hz	8
Spare parts and materials.....	9
Technical data and performance curves at 50 Hz.....	11
VN/VL 3	12
VN/VL 5	14
VN/VL 9	16
Technical data and performance curves at 60 Hz	19
VN/VL 3	20
VN/VL 5	22
VN/VL 9	24

NOTE: Franklin Electric S.r.l. reserves the right to amend specification without prior notice

For the most up-to-date product information, visit franklinwater.eu.

VN - 5" STAINLESS STEEL CLOSE-COUPLED SUBMERSIBLE MULTISTAGE ELECTRIC PUMPS

APPLICATION

- Water distribution / Pressure boosting
- Rainwater recovering
- Irrigation / Gardening / Sprinklers
- Dewatering
- Wash down unit

FEATURES

- Compact close-coupled design, robust and corrosion resistant
- Impellers and diffusers are made of stainless steel in order to achieve durability, superior efficiency and the highest performances
- Plug-in type power cable and level control (floater) for easy replacement
- Heavy duty over size motor shaft
- Extremely silent electric pump thanks to the inside motor, cooled by the pumped liquid itself
- Electric pump fitted with threaded connections to allow for easy installation in narrow spaces or, more simply, in line with the pipeline
- Double mechanical seal separated by an oil chamber for maximum motor protection

*In compliance with FDA - Food, Drug Administration - and the annex to G.U. no. 104 of 20/04/73 for oils in contact with food stuffs

PUMP SPECIFICATIONS

- Flow:
 - up to 14 m³/h at 50 Hz
 - up to 16 m³/h at 60 Hz
- Head:
 - up to 104 m at 50 Hz
 - up to 115 m at 60 Hz
- Discharge outlet: 1"¼ Rp
- Maximum working pressure: 12 Bar
- Maximum immersion depth: 20 m
- Maximum allowable amount of sand: 50 g/m³
- Maximum solid size: 2 mm
- Liquid temperature range: from -5 °C to +40 °C
- Power cable: 2 m cable type H07RN-F is supplied with standard version
- Continuous operating either in vertical or horizontal position
- Available in two single-phase versions:
 - without capacitor and without float switch
 - without capacitor and with float switch
- The hydraulic characteristics are guaranteed, according to ISO standard 9906:2012, grade 3B

MOTOR SPECIFICATIONS

- Single-phase or three-phase motor
- Asynchronous
- Protection degree: IP68
- Insulation class: F
- Standard voltage
 - Single-phase: 220-240 V ± 5 % at 50 Hz
220-230V ± 5 % at 60 Hz
(thermal protection built into the motor up to 1.1 kW. Thermal protection provided into the starter panel from 1.5 kW and above)

- Three-phase: 220-240 V \pm 5 % and 380-415 V \pm 5 % at 50 Hz
220-230V \pm 5 % and 380-400V \pm 5% at 60 Hz
(thermal protection to be provided into the starter panel by the installer)
- Frequency of starts: max. 60 starts/hour for motor power up to 3 kW (with min. 1 minute resting time)

AVAILABLE ON REQUEST

- Different voltage
- Different power cable lengths
- Starter panel for single-phase units
- CB control box with integrated capacitor for single-phase version

VL - 5" CLOSE-COUPLED MULTISTAGE PUMPS WITH IN-LINE NOZZLES

APPLICATION

- Water distribution / Pressure boosting
- Rainwater recovering
- Irrigation / Gardening / Sprinklers
- Wash down unit
- Water supply from wells or first collecting tanks
- Specific applications to cope problems of noise and space-saving

FEATURES

- Compact close-coupled design, robust and corrosion resistant
- Impellers and diffusers are made of stainless steel in order to achieve durability, superior efficiency and the highest performances
- Plug-in type power cable and level control (floater) for easy replacement
- Heavy duty over size motor shaft
- Extremely silent electric pump thanks to the inside motor, cooled by the pumped liquid itself
- Electric pump fitted with threaded connections to allow for easy installation in narrow spaces or, more simply, in line with the pipeline
- Double mechanical seal separated by an oil chamber for maximum motor protection

*In compliance with FDA - Food, Drug Administration - and the annex to G.U. no. 104 of 20/04/73 for oils in contact with food stuffs

PUMP SPECIFICATIONS

- Flow:
 - up to 14 m³/h at 50 Hz
 - up to 16 m³/h at 60 Hz
- Head:
 - up to 104 m at 50 Hz
 - up to 115 m at 60 Hz
- Connections: Rp threaded for inlet and outlet
- Maximum working pressure: 15 Bar
- Maximum immersion depth: 20 m
- Liquid temperature range: from -5 °C to +40 °C
- Power cable: 2 m cable type H07RN-F is supplied with standard version
- Continuous operating either in vertical or horizontal position
- The hydraulic characteristics are guaranteed, according to ISO standard 9906:2012, grade 3B

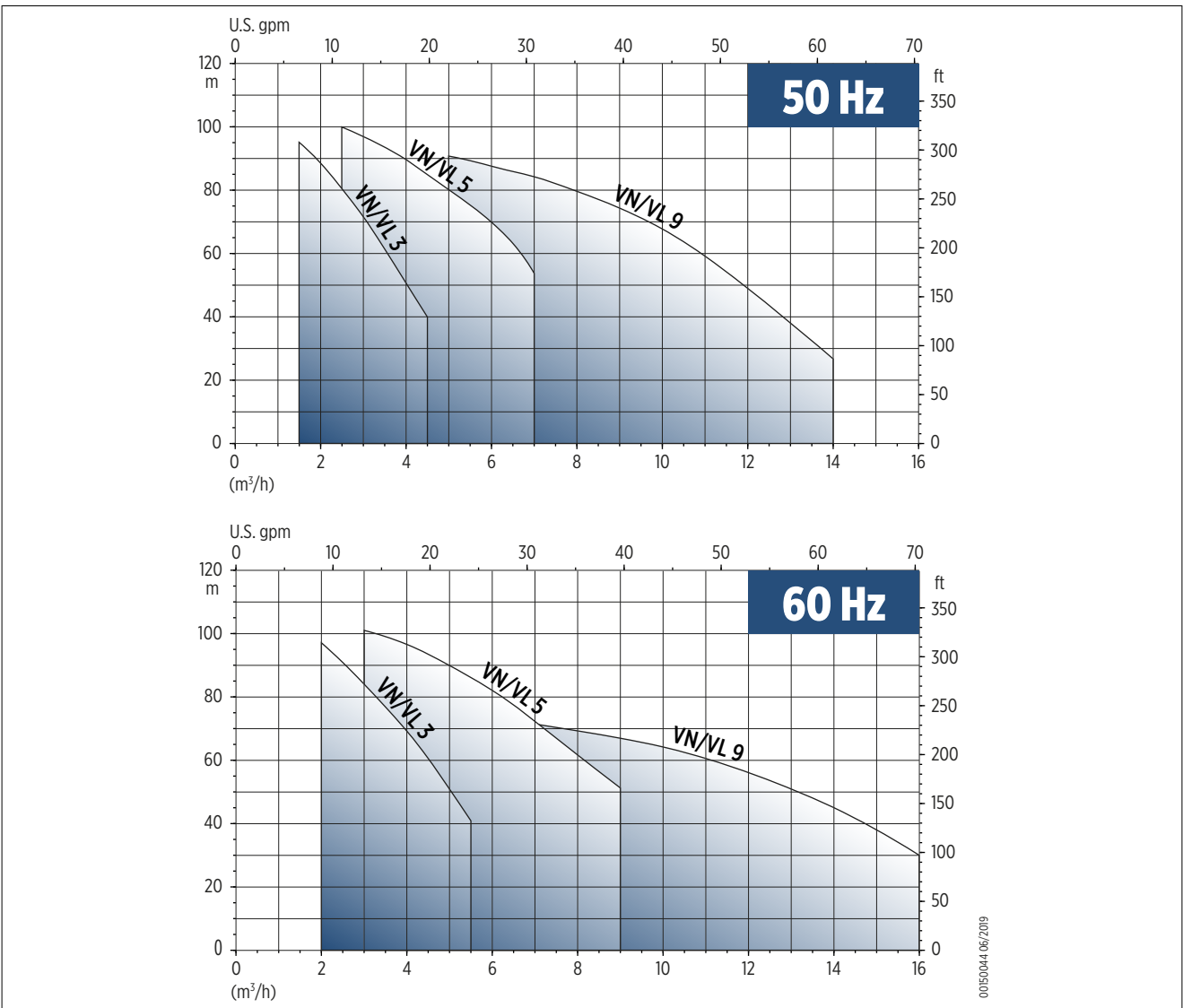
MOTOR SPECIFICATIONS

- Single-phase or three-phase motor
- Asynchronous
- Protection degree: IP68
- Insulation class: F
- Standard voltage
 - Single-phase: 220-240 V ± 5 % at 50 Hz
220-230V ± 5 % at 60 Hz
(thermal protection built into the motor up to 1.1 kW. Thermal protection provided into the starter panel from 1.5 kW and above)
 - Three-phase: 220-240 V ± 5 % and 380-415 V ± 5 % at 50 Hz
220-230V ± 5 % and 380-400V ± 5 % at 60 Hz
(thermal protection to be provided into the starter panel by the installer)
- Frequency of starts: max. 60 starts/hour for motor power up to 3 kW (with min. 1 minute resting time)

AVAILABLE ON REQUEST


- Single-phase models equipped with level control (floater)
- Control and protection panel for single-phase models
- Different voltage
- Different power cable lengths
- Suction inlet 1 $\frac{1}{4}$ Rp
- Oval counterflanges (welded version or screwed version)
- Stainless steel flanged connectors for the assembling of simple pressurization groups

FAMILY CURVES



005004.06/209

ELECTRIC PUMP IDENTIFICATION CODE



0040073EN 06/2019

TABLES OF HYDRAULIC PERFORMANCE

VN/VL 3-5-9 AT 50 HZ

Electric pump model	RATED POWER		Q = DELIVERY																	
			l/min 0	25.0	33.3	41.7	50.0	58.3	66.7	75.0	83.3	91.7	100.0	116.7	133.3	150.0	166.7	183.3	233.3	266.7
			m ³ /h 0	1.5	2	2.5	3	3.5	4	4.5	5	5.5	6	7	8	9	10	11	14	16
	US GMP 0	6.6	8.8	11.0	13.2	15.4	17.6	19.8	22.0	24.2	26.4	30.8	35.2	39.6	44.0	48.4	61.6	70.4		
[kW]	[HP]	H = HEAD METERS COLUMN OF WATER [m]																		
VN-VL 3/4	0.55	0.75	45	40	37.5	34.5	31	27	23	18										
VN-VL 3/5	0.75	1	56	49	46	42	38	33	27.5	21.5										
VN-VL 3/6	0.75	1	66.5	58	54	49.5	44.5	38.5	32	25										
VN-VL 3/7	0.9	1.2	77.5	68	63.5	58	52	45	37.5	29.5										
VN-VL 3/8	1.1	1.5	88	77	71.5	65	58	50.5	42	32.5										
VN-VL 3/9	1.5	2	100.5	89.5	82.5	76.5	68.5	59.5	50	39.5										
VN-VL 3/10	1.5	2	111.5	98.5	91.5	84	75	65.5	55	43										
VN-VL 5/4	0.75	1	45.5			40.5	39	38	36.5	35	33	30.5	28	22						
VN-VL 5/5	0.9	1.2	57			50.5	49	47.5	45.5	43.5	41	38	35	27.5						
VN-VL 5/6	1.1	1.5	68			59.5	58	55.5	53	50.5	47.5	44	40.5	31.5						
VN-VL 5/7	1.5	2	80.5			71	69	67	64.5	61	58	54	49.5	39						
VN-VL 5/8	1.5	2	91.5			81	78	75.5	72.5	69	65	60.5	55.5	44						
VN-VL 5/9	2.2	3	102.5			91	88	85	81.5	77.5	73	68.5	63	49.5						
VN-VL 5/10	2.2	3	113.5			100	97	93	89.5	85	80	75	69	53.5						
VN-VL 9/3	1.1	1.5	35.5								31.5	31	30.5	29	28	26	24	21.5	11.0	
VN-VL 9/4	1.5	2	47.5								42.5	42	41	39.5	38	35.5	33	29.5	15	
VN-VL 9/5	2.2	3	59.5								52.5	52	51	49	47	44	40.5	36.5	18.5	
VN-VL 9/6	2.2	3	70.5								62	61	60	58	55	51.5	47.5	42	20.5	
VN-VL 9/7	3	4	82.5								73	71.5	70.5	67.5	64.5	60.5	55.5	49.5	24	
VN-VL 9/8	3	4	94								82	80.5	79	76	72	67.5	62	55	25	
VN-VL 9/9	3	4	105								91	89	87.5	84	79.5	74.5	67.5	59.5	26.5	

VN/VL 3-5-9 AT 60 HZ

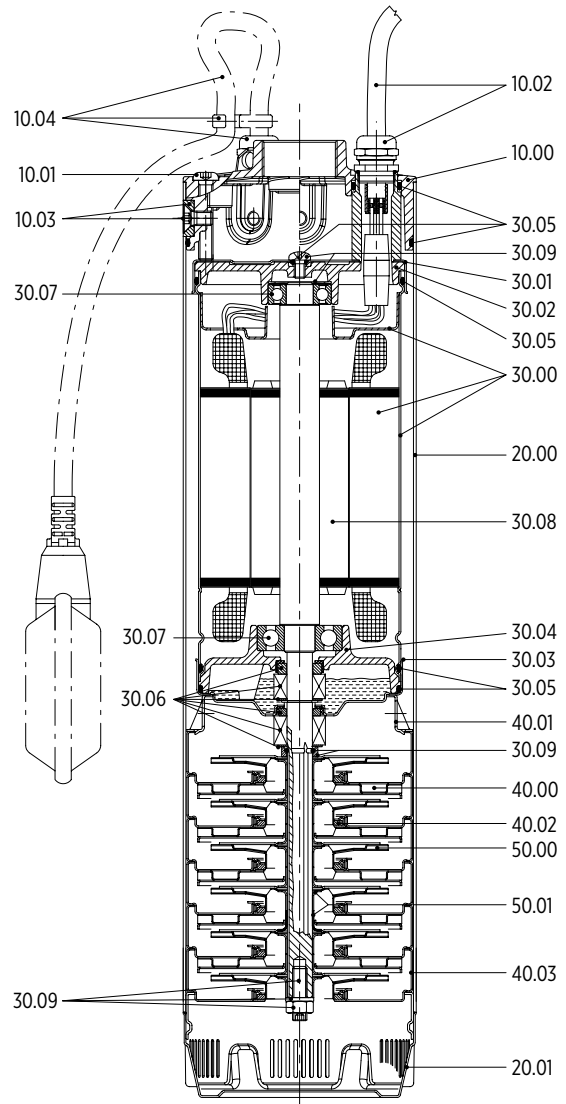
Electric pump model	RATED POWER		Q = DELIVERY																	
			l/min 0	33.3	41.7	50.0	58.3	66.7	75.0	83.3	91.7	100.0	116.7	133.3	150.0	166.7	183.3	233.3	266.7	
			m ³ /h 0	2	2.5	3	3.5	4	4.5	5	5.5	6	7	8	9	10	11	14	16	
	US GMP 0	8.8	11.0	13.2	15.4	17.6	19.8	22.0	24.2	26.4	30.8	35.2	39.6	44.0	48.4	61.6	70.4			
[kW]	[HP]	H = HEAD METERS COLUMN OF WATER [m]																		
VN-VL 3/3	0.75	1	49	43	40.5	37.5	34.5	31	27.5	23	19									
VN-VL 3/4	0.9	1.2	65	55.5	52.5	49	44.5	40	35	29.5	24									
VN-VL 3/5	1.1	1.5	80.5	69	65	60	55	49	43	36.5	29									
VN-VL 3/6	1.5	2	97	84	79	73.5	67	60.5	53	45	36									
VN-VL 3/7	1.5	2	112	97	91	84	77	69	60.5	51	41									
VN-VL 5/2	0.75	1	33.5			30	29.5	28.5	28	27	26	25	22	19	15					
VN-VL 5/3	0.9	1.2	50			44	43	42	40.5	39	37.5	36	31.5	27	21					
VN-VL 5/4	1.1	1.5	65.5			58	56.5	55	53	51	49	46.5	41	34	26					
VN-VL 5/5	1.5	2	82.5			73	71.5	69	67	65	62	59	52	44	34					
VN-VL 5/6	2.2	3	99			88	86	83.5	81	78	75	71.5	63	53	41					
VN-VL 5/7	2.2	3	115			101	99	96	93	89	86	82	72	60	46					
VN-VL 9/2	1.1	1.5	34.5									30.5	29.5	29	28	27	25	19	14	
VN-VL 9/3	1.5	2	51									45.5	44.5	43	41.5	39.5	37.5	28.5	20	
VN-VL 9/4	2.2	3	68									60.5	59	57	55	52.5	49.5	37.5	26	
VN-VL 9/5	3	4	84.5									74	72	69.5	67	64	60.5	45	30	

SPARE PARTS AND MATERIALS

SPARE PARTS LIST

Ref. No.	Part description
10.00	Discharge head
10.01	Screws for pre-loading assembly
10.02	Power cable assembly
10.03	Screws and inserts
10.04	Level control assembly
20.00	Outer case
20.01	Suction head
30.00	Motor housing and stator
30.01	Upper motor cover
30.02	Upper bearing housing
30.03	Lower motor cover
30.04	Lower bearing cover
30.05	O-Ring
30.06	Mechanical seals
30.07	Ball bearings
30.08	Rotor and pump shaft
30.09	Screws, nut and washers
40.00	Stage housing with di user
40.01	Spacer
40.02	Floating neck ring assembly
40.03	Initial stage housing
50.00	Impeller
50.01	Impeller spacers

NOTES: For VN-VL 9, diffusers = impellers + 1
 Ex. VN-VL 9/4 = 4 impellers and 5 diffusers



00000005 06/2017

PARTS IN CONTACT WITH LIQUID

Ref. No.	Part description	Material	Standard	
			AISI / ASME	DIN / EN
10.00	Discharge head	Nickel plated brass	-	UNI-EN 12165-98
20.00	Outer case	Stainless steel	AISI 304	1.4301
20.01	Suction head	Stainless steel	AISI 304	1.4301
30.00	Motor housing	Stainless steel	AISI 304	1.4301
30.01 / 30.03	Motor housing cover	Stainless steel	AISI 304	1.4301
30.05	Kit O-ring	NBR	-	-
30.06	Mechanical seal	Ceramic alumina / Carbon graphite / NBR	-	-
		Silicon carbide / Carbon graphite / NBR	-	-
30.08	Pump shaft	Stainless steel	AISI 304	1.4301
30.09	Screws and washer	Stainless steel	AISI 304	1.4301
40.00 / 40.01 / 40.03	Diffusers	Stainless steel	AISI 304	1.4301
40.02	Floating neck ring assembly	PPS	-	-
50.00 / 50.01	Impellers with spacers	Stainless steel	AISI 304	1.4301

Technical data and performance curves at 50 Hz

VN/VL 3 - 50 HZ

TECHNICAL DATA

Electric pump model		Number of stages	MOTOR POWER		INPUT POWER	Capacitor		RATED CURRENT		
			[kW]	[HP]		μ F	V	Single-phase 220-240 V	Three-phase 220-230 V 380-415 V	
Single-phase	Three-phase									
VN-VL 3/4	VN-VL 3/4T	4	0.55	0.75	0.84	20	450	4.1	3.5	2
VN-VL 3/5	VN-VL 3/5T	5	0.75	1	0.99	20	450	4.7	3.6	2.1
VN-VL 3/6	VN-VL 3/6T	6	0.75	1	1.15	20	450	5.2	4.0	2.3
VN-VL 3/7	VN-VL 3/7T	7	0.9	1.2	1.34	30	450	6.7	4.3	2.5
VN-VL 3/8	VN-VL 3/8T	8	1.1	1.5	1.5	30	450	7.2	4.7	2.7
VN-VL 3/9	VN-VL 3/9T	9	1.5	2	1.73	35	450	9.2	5.2	3
VN-VL 3/10	VN-VL 3/10T	10	1.5	2	1.89	35	450	9.8	5.5	3.2

DIMENSIONS AND WEIGHTS

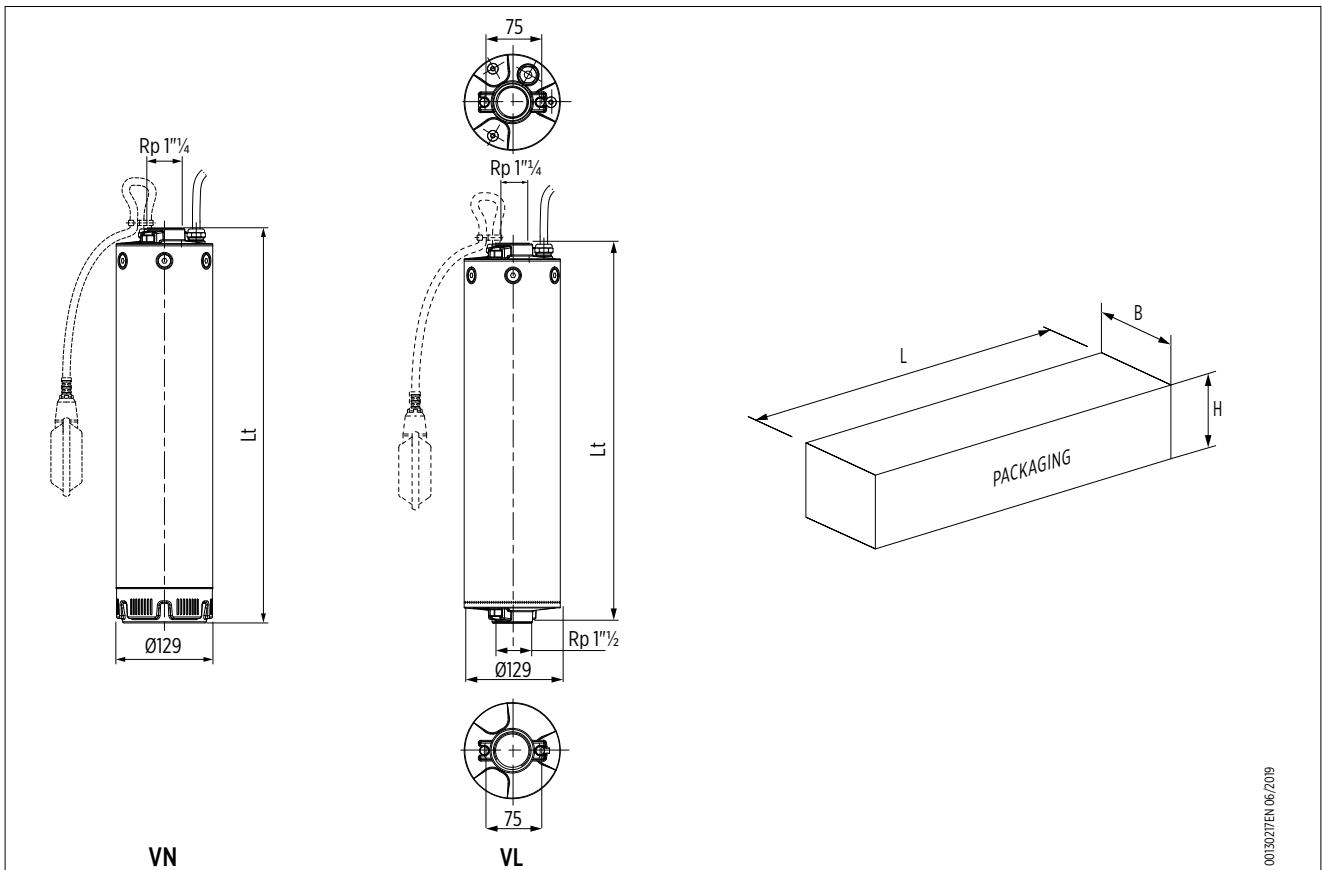
Electric pump			Weight* [Kg]		Packaging		
1~	3~	Lt [mm]	1~	3~	L [mm]	B [mm]	H [mm]
VN 3/4	VN 3/4T	480	15	16.5	720	230	175
VN 3/5	VN 3/5T	504	16.75	17	720	230	175
VN 3/6	VN 3/6T	528	17.25	16.75	720	230	175
VN 3/7	VN 3/7T	552	19	18	720	230	175
VN 3/8	VN 3/8T	576	19.5	18.5	720	230	175
VN 3/9	VN 3/9T	650	22.5	20.5	800	230	195
VN 3/10	VN 3/10T	674	23	21	800	230	195

* Electric pump weight without float switch

Electric pump			Weight* [Kg]		Packaging		
1~	3~	Lt [mm]	1~	3~	L [mm]	B [mm]	H [mm]
VL 3/4	VL 3/4T	464	13.8	15.25	720	230	175
VL 3/5	VL 3/5T	488	15.25	15.25	720	230	175
VL 3/6	VL 3/6T	512	15.8	15.8	720	230	175
VL 3/7	VL 3/7T	536	17.5	16.3	720	230	175
VL 3/8	VL 3/8T	560	18	16.9	720	230	175
VL 3/9	VL 3/9T	634	20.9	18.75	800	230	195
VL 3/10	VL 3/10T	658	21.5	19.25	800	230	195

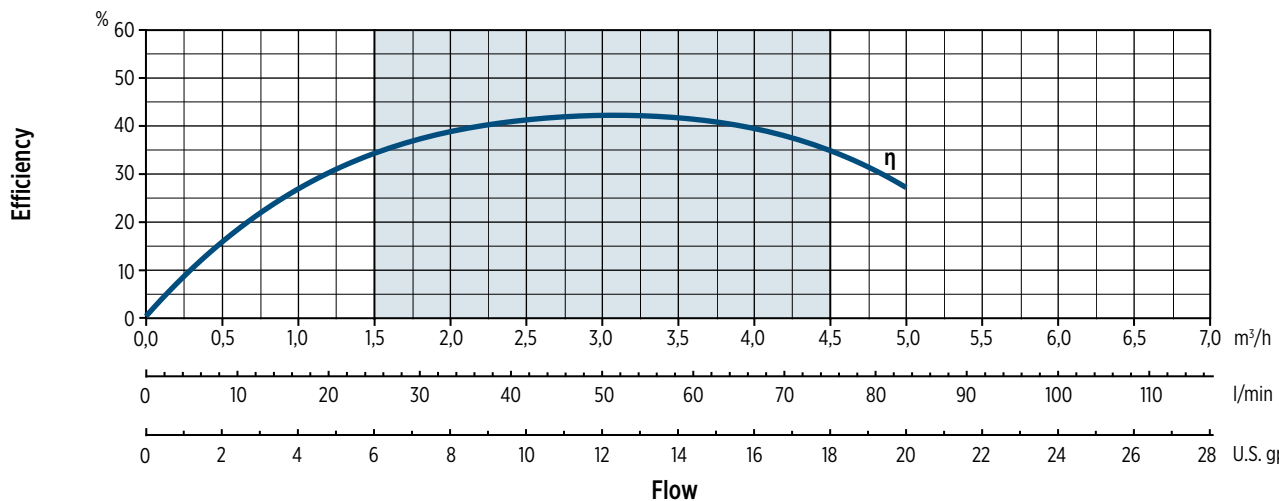
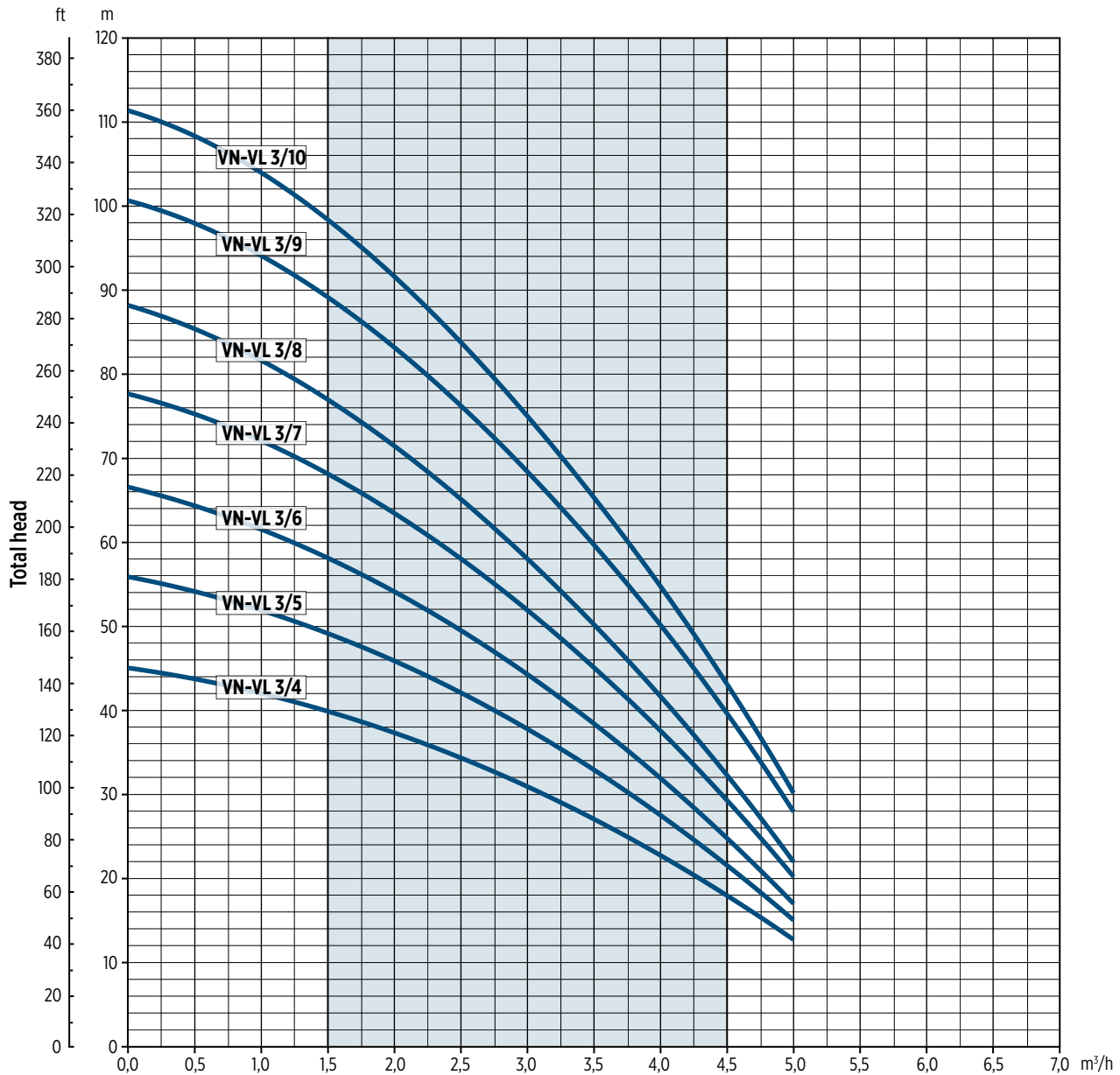
* Electric pump weight without float switch

DIMENSIONAL DRAWINGS



0013027EN 06/2019

VN/VL 3 - PERFORMANCE CURVES AT 50 HZ



0010237 06/2019

VN/VL 5 - 50 HZ

TECHNICAL DATA

Electric pump model		Number of stages	MOTOR POWER		INPUT POWER	Capacitor		RATED CURRENT		
			[kW]	[HP]		μ F	V	Single-phase 220-240 V	Three-phase	
Single-phase	Three-phase				[kW]			220-230 V	380-415 V	
VN-VL 5/4	VN-VL 5/4T	4	0.75	1	1.07	20	450	5.0	3.8	2.2
VN-VL 5/5	VN-VL 5/5T	5	0.9	1.2	1.34	30	450	6.7	4.3	2.5
VN-VL 5/6	VN-VL 5/6T	6	1.1	1.5	1.56	30	450	7.5	4.8	2.8
VN-VL 5/7	VN-VL 5/7T	7	1.5	2	1.86	35	450	9.7	5.5	3.2
VN-VL 5/8	VN-VL 5/8T	8	1.5	2	2.08	35	450	10.5	6.1	3.5
VN-VL 5/9	VN-VL 5/9T	9	2.2	3	2.35	45	450	10.7	8.7	5
VN-VL 5/10	VN-VL 5/10T	10	2.2	3	2.56	45	450	11.5	9.0	5.2

DIMENSIONS AND WEIGHTS

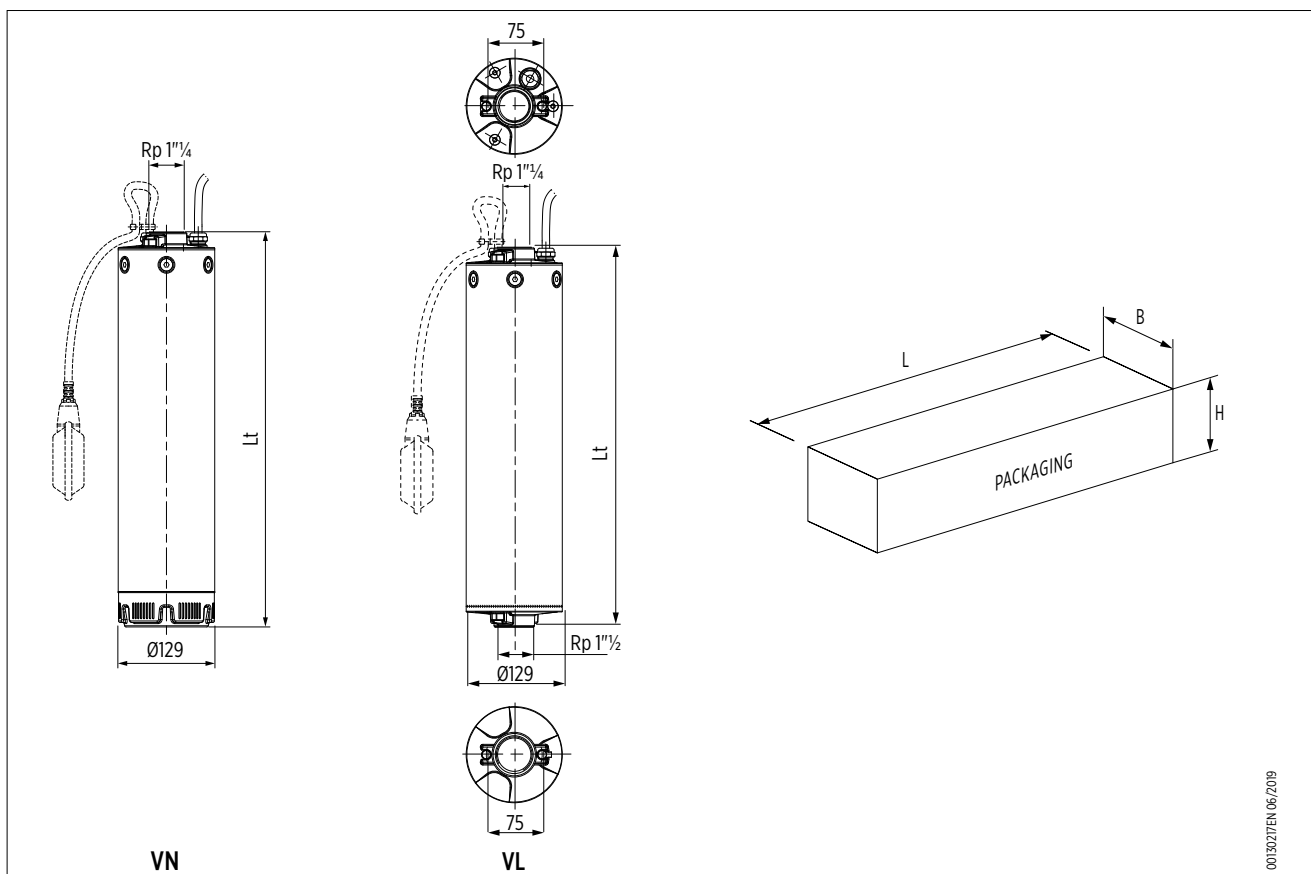
Electric pump			Weight* [Kg]		Packaging		
1~	3~	Lt [mm]	1~	3~	L [mm]	B [mm]	H [mm]
VN 5/4	VN 5/4T	480	15.25	16.5	720	230	175
VN 5/5	VN 5/5T	504	18	17	720	230	175
VN 5/6	VN 5/6T	528	18.75	17.75	720	230	175
VN 5/7	VN 5/7T	602	21.5	19.25	800	230	195
VN 5/8	VN 5/8T	626	21.85	20	800	230	195
VN 5/9	VN 5/9T	650	24	22.5	800	230	195
VN 5/10	VN 5/10T	674	24.5	23	800	230	195

* Electric pump weight without float switch

Electric pump			Weight* [Kg]		Packaging		
1~	3~	Lt [mm]	1~	3~	L [mm]	B [mm]	H [mm]
VL 5/4	VL 5/4T	464	13.8	15	720	230	175
VL 5/5	VL 5/5T	488	16.5	15.25	720	230	175
VL 5/6	VL 5/6T	512	17.25	16	720	230	175
VL 5/7	VL 5/7T	586	20	17.75	800	230	195
VL 5/8	VL 5/8T	610	20.25	18.25	800	230	195
VL 5/9	VL 5/9T	634	22	21	800	230	195
VL 5/10	VL 5/10T	658	22.5	21.5	800	230	195

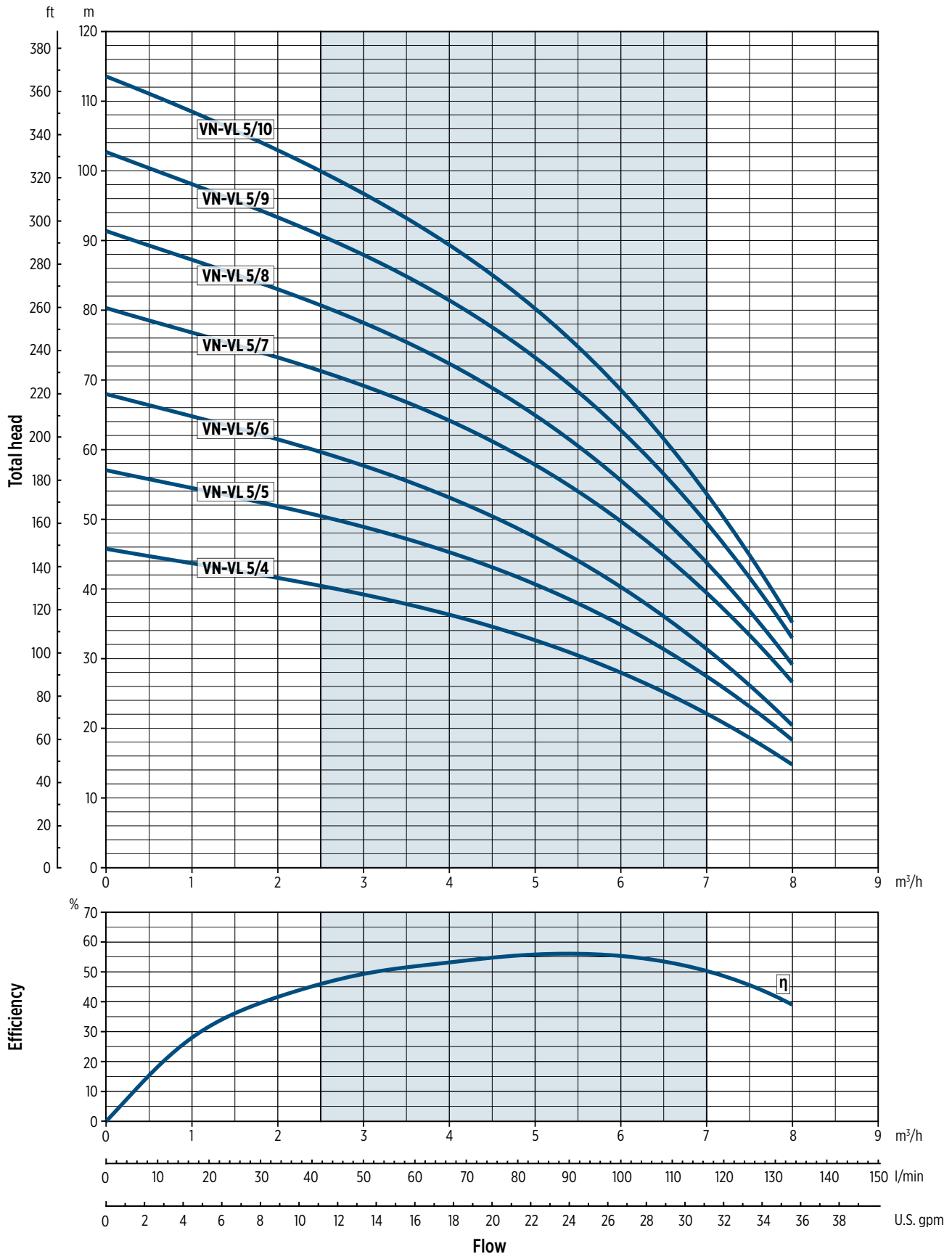
* Electric pump weight without float switch

DIMENSIONAL DRAWINGS



0013027EN 06/2019

VN/VL 5 - PERFORMANCE CURVES AT 50 HZ



8/06/2019

VN/VL 9 - 50 HZ

TECHNICAL DATA

Electric pump model		Number of stages	MOTOR POWER		INPUT POWER	Capacitor		RATED CURRENT		
			[kW]	[HP]		μ F	V	Single-phase 220-240 V	Three-phase 220-230 V 380-415 V	
VN-VL 9/3	VN-VL 9/3T	3	1.1	1.5	1.44	30	450	6.9	4.5	2.6
VN-VL 9/4	VN-VL 9/4T	4	1.5	2	1.86	35	450	9.7	5.5	3.2
VN-VL 9/5	VN-VL 9/5T	5	2.2	3	2.3	45	450	10.5	8.7	5
VN-VL 9/6	VN-VL 9/6T	6	2.2	3	2.68	45	450	11.9	9.2	5.3
-	VN-VL 9/7T	7	3	4	3.16	-	-	-	-	5.9
-	VN-VL 9/8T	8	3	4	3.54	-	-	-	-	6.3
-	VN-VL 9/9T	9	3	4	3.91	-	-	-	-	6.8

DIMENSIONS AND WEIGHTS

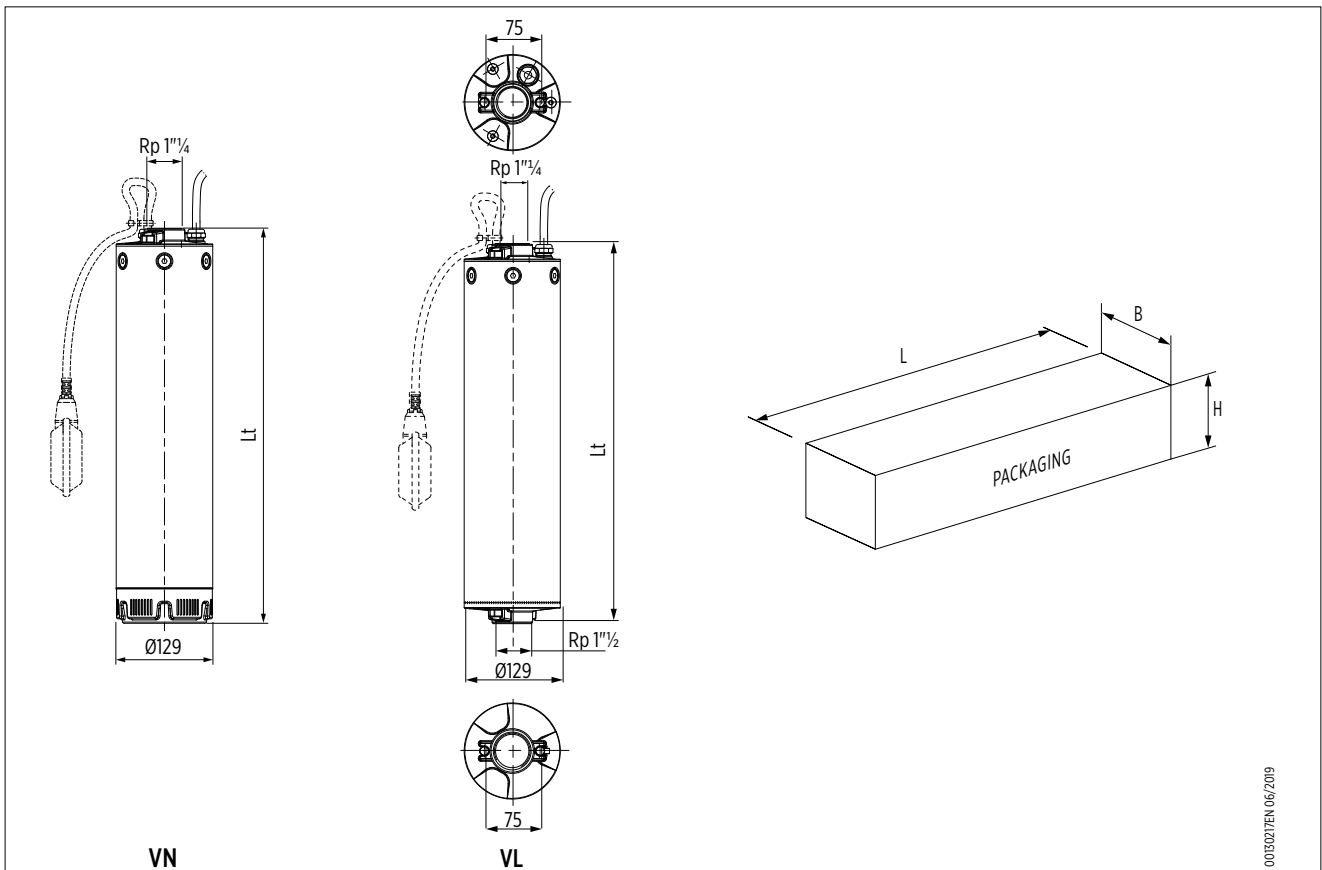
Electric pump			Weight* [Kg]		Packaging		
1~	3~	Lt [mm]	1~	3~	L [mm]	B [mm]	H [mm]
VN 9/3	VN 9/3T	504	17.25	16	720	230	175
VN 9/4	VN 9/4T	584	20.25	18.25	720	230	175
VN 9/5	VN 9/5T	614	22.25	21	800	230	195
VN 9/6	VN 9/6T	644	23	21.5	800	230	195
-	VN 9/7T	674	-	24	800	230	195
-	VN 9/8T	704	-	24.75	800	230	195
-	VN 9/9T	734	-	25.5	800	230	195

* Electric pump weight without float switch

Electric pump			Weight* [Kg]		Packaging		
1~	3~	Lt [mm]	1~	3~	L [mm]	B [mm]	H [mm]
VL 9/3	VL 9/3T	488	15.75	14.6	720	230	175
VL 9/4	VL 9/4T	568	18.75	16.75	720	230	175
VL 9/5	VL 9/5T	598	20.5	19.35	800	230	195
VL 9/6	VL 9/6T	628	21.25	20	800	230	195
-	VL 9/7T	658	-	21.85	800	230	195
-	VL 9/8T	688	-	22.5	800	230	195
-	VL 9/9T	718	-	23	800	230	195

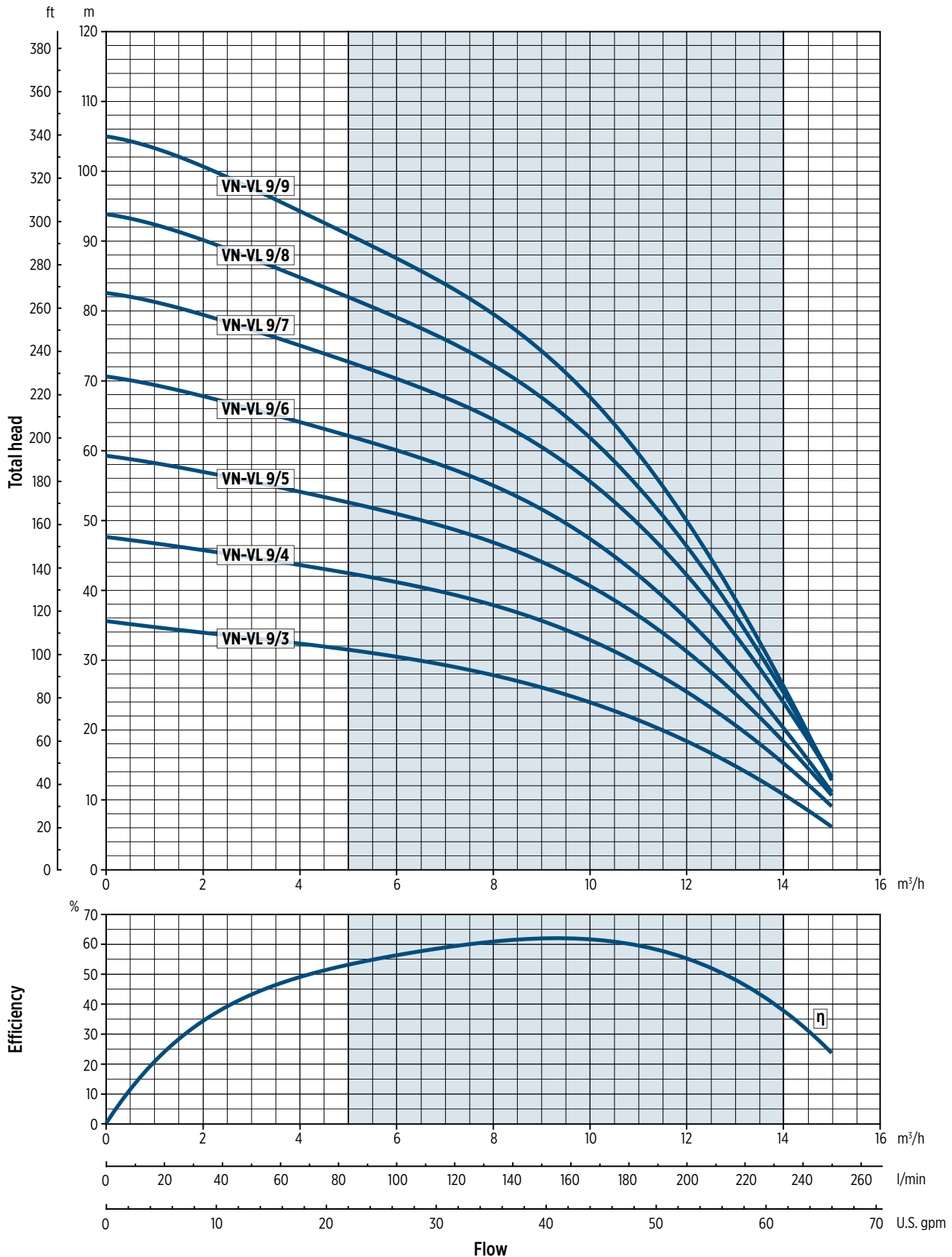
* Electric pump weight without float switch

DIMENSIONAL DRAWINGS



00102/TEN/06/2019

VN/VL 9 - PERFORMANCE CURVES AT 50 HZ



9/06/2019



Technical data and performance curves at 60 Hz

VN/VL 3 - 60 HZ

TECHNICAL DATA

Electric pump model		Number of stages	MOTOR POWER		INPUT POWER	Capacitor		RATED CURRENT		
			[kW]	[HP]		μ F	V	Single-phase 220-230 V	Three-phase 220-230 V 380-400 V	
VN-VL 3/36	VN-VL 3/3T6	3	0.75	1	1.05	20	450	5.2	4.2	2.4
VN-VL 3/46	VN-VL 3/4T6	4	0.9	1.2	1.3	20	450	6.2	4.5	2.6
VN-VL 3/56	VN-VL 3/5T6	5	1.1	1.5	1.61	25	450	8	5.2	3
VN-VL 3/66	VN-VL 3/6T6	6	1.5	2	1.99	35	450	9.2	6.2	3.6
VN-VL 3/76	VN-VL 3/7T6	7	1.5	2	2.26	35	450	10.4	6.8	3.9

DIMENSIONS AND WEIGHTS

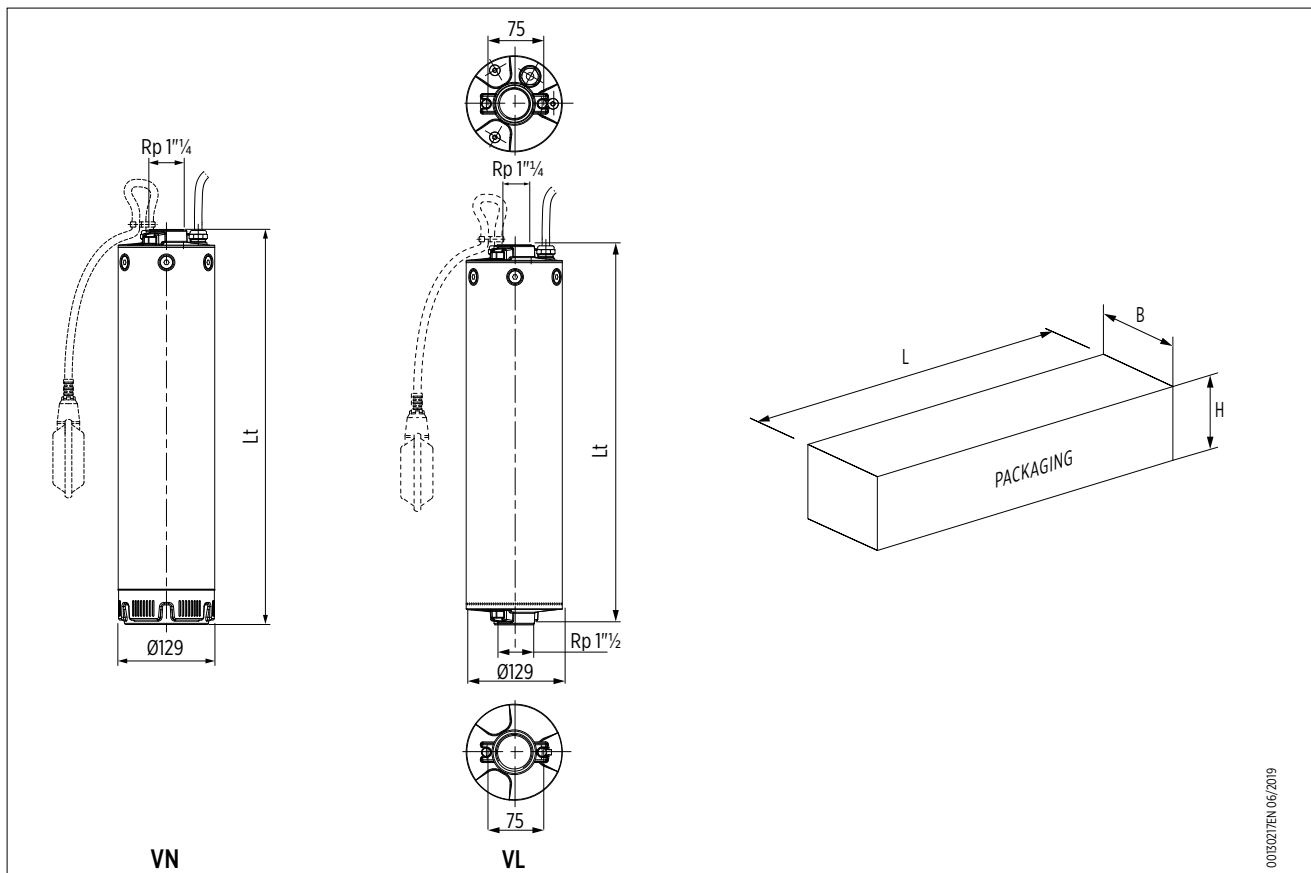
Electric pump			Weight* [Kg]		Packaging		
1 ~	3 ~	Lt [mm]	1 ~	3 ~	L [mm]	B [mm]	H [mm]
VN 3/36	VN 3/3T6	456	15.75	16	720	230	175
VN 3/46	VN 3/4T6	480	16.25	16.25	720	230	175
VN 3/56	VN 3/5T6	504	18	16.75	720	230	175
VN 3/66	VN 3/6T6	578	20.5	18.5	720	230	175
VN 3/76	VN 3/7T6	602	21.25	19.25	800	230	195

* Electric pump weight without float switch

Electric pump			Weight* [Kg]		Packaging		
1 ~	3 ~	Lt [mm]	1 ~	3 ~	L [mm]	B [mm]	H [mm]
VL 3/36	-	440	14.2	-	720	230	175
VL 3/46	VL 3/4T6	464	14.75	14.75	720	230	175
VL 3/56	VL 3/5T6	488	16.4	15.25	720	230	175
VL 3/66	VL 3/6T6	562	19	17.15	720	230	175
VL 3/76	VL 3/7T6	586	19.6	17.65	800	230	195

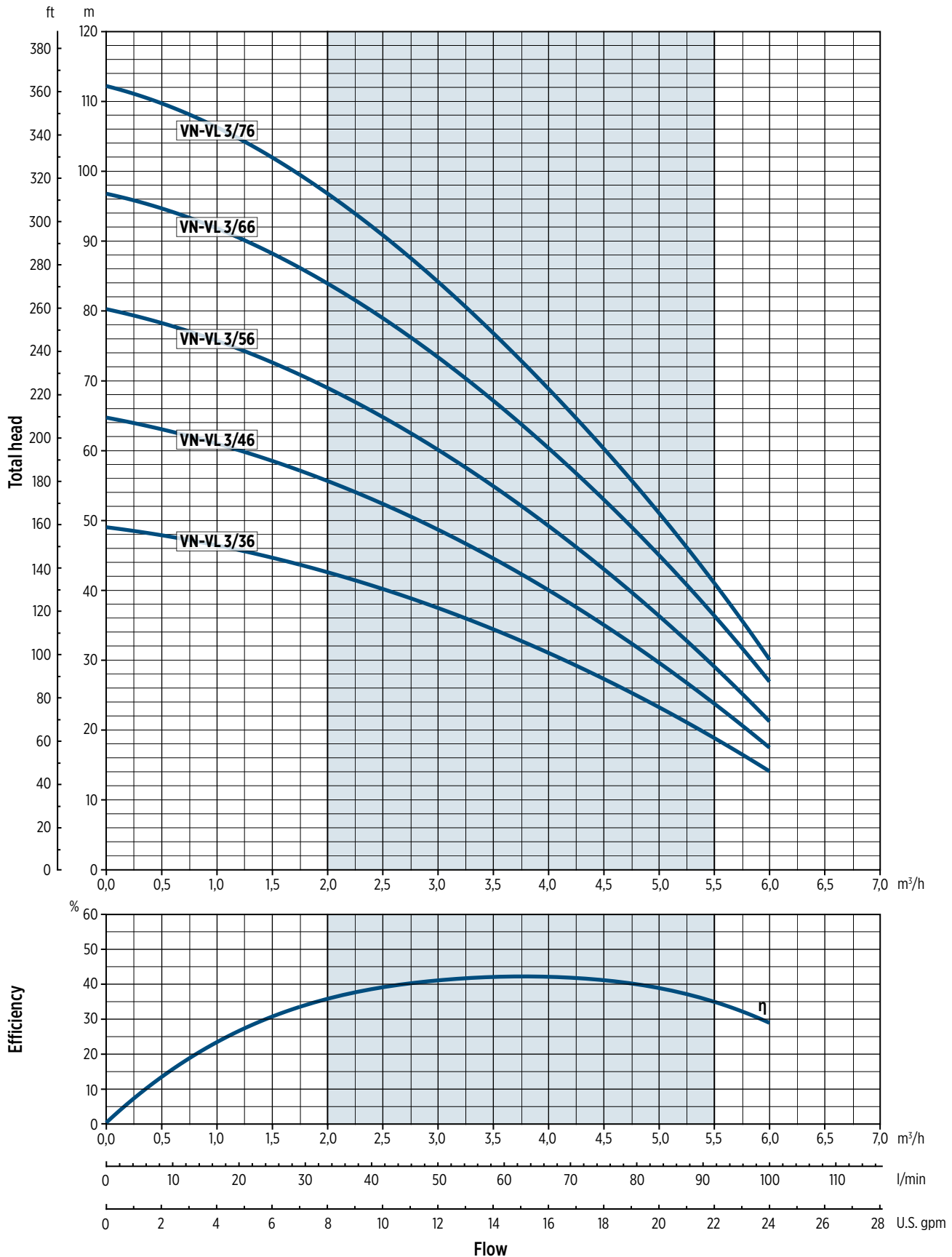
* Electric pump weight without float switch

DIMENSIONAL DRAWINGS



0015027EN/06/2019

VN/VL 3 - PERFORMANCE CURVES AT 60 HZ



0.06/2019

VN/VL 5 - 60 HZ

TECHNICAL DATA

Electric pump model		Number of stages	MOTOR POWER		INPUT POWER	Capacitor		RATED CURRENT		
			[kW]	[HP]		μ F	V	Single-phase 220-230 V	Three-phase 220-230 V 380-400 V	
Single-phase	Three-phase									
VN-VL 5/26	-	2	0.75	1	1	20	450	5	-	-
VN-VL 5/36	VN-VL 5/3T6	3	0.9	1.2	1.35	20	450	6.4	4.7	2.7
VN-VL 5/46	VN-VL 5/4T6	4	1.1	1.5	1.78	25	450	8.6	5.5	3.2
VN-VL 5/56	VN-VL 5/5T6	5	1.5	2	2.26	35	450	10.4	6.8	3.9
-	VN-VL 5/6T6	6	2.2	3	2.78	-	-	-	9.9	5.7
-	VN-VL 5/7T6	7	2.2	3	3.16	-	-	-	10.6	6.1

DIMENSIONS AND WEIGHTS

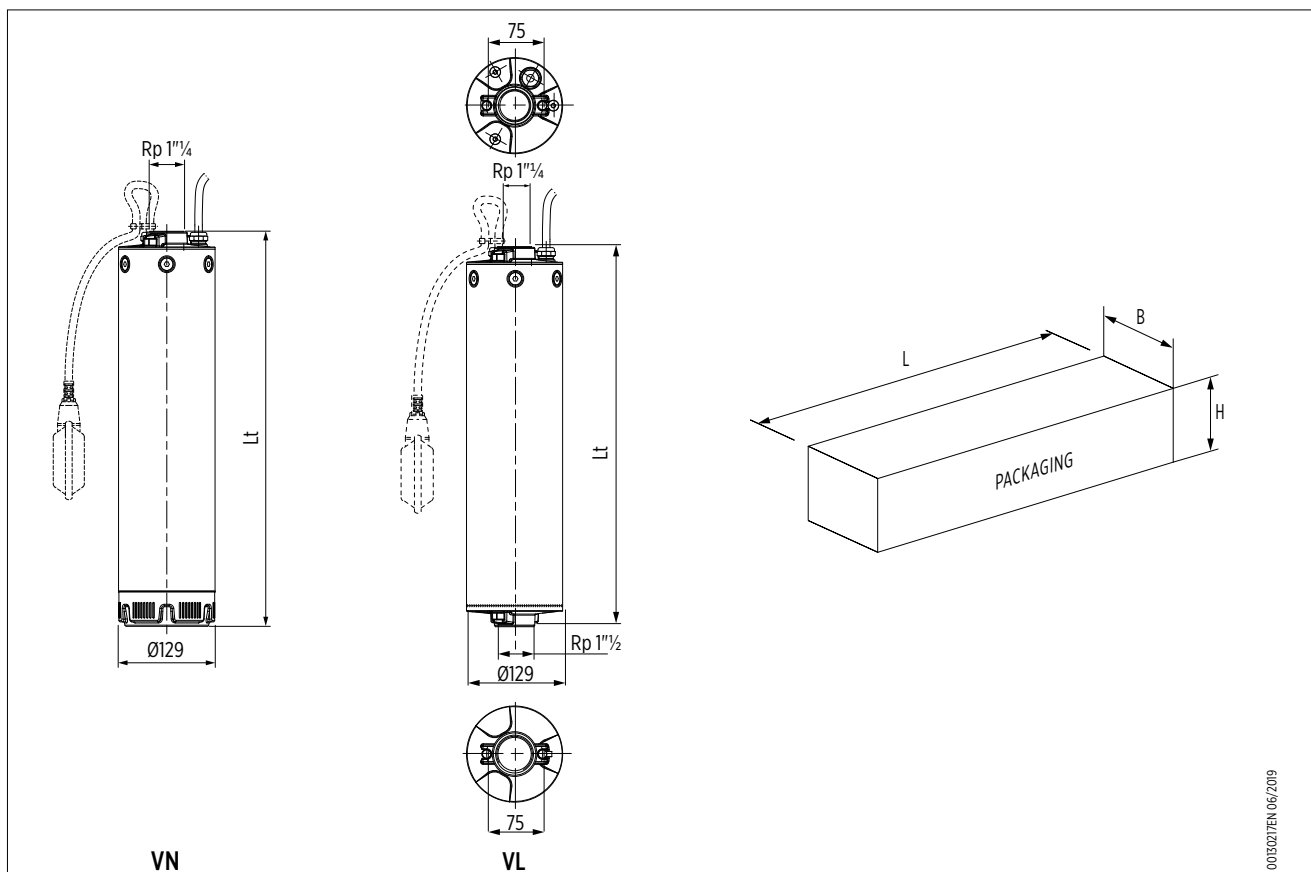
Electric pump			Weight* [Kg]		Packaging		
1 ~	3 ~	Lt [mm]	1 ~	3 ~	L [mm]	B [mm]	H [mm]
VN 5/26	-	432	15.25	-	720	230	175
VN 5/36	VN 5/3T6	456	15.75	15.75	720	230	175
VN 5/46	VN 5/4T6	480	17.5	16.25	720	230	175
VN 5/56	VN 5/5T6	554	20.5	18.5	720	230	175
-	VN 5/6T6	578	-	20.75	720	230	175
-	VN 5/7T6	602	-	21.5	800	230	195

* Electric pump weight without float switch

Electric pump			Weight* [Kg]		Packaging		
1 ~	3 ~	Lt [mm]	1 ~	3 ~	L [mm]	B [mm]	H [mm]
VL 5/26	-	416	13.6	-	720	230	175
VL 5/36	-	440	14.2	-	720	230	175
VL 5/46	VL 5/4T6	464	15.9	14.75	720	230	175
VL 5/56	VL 5/5T6	538	18.5	16.5	720	230	175
-	VL 5/6T6	562	-	19.3	720	230	175
-	VL 5/7T6	586	-	19.8	800	230	195

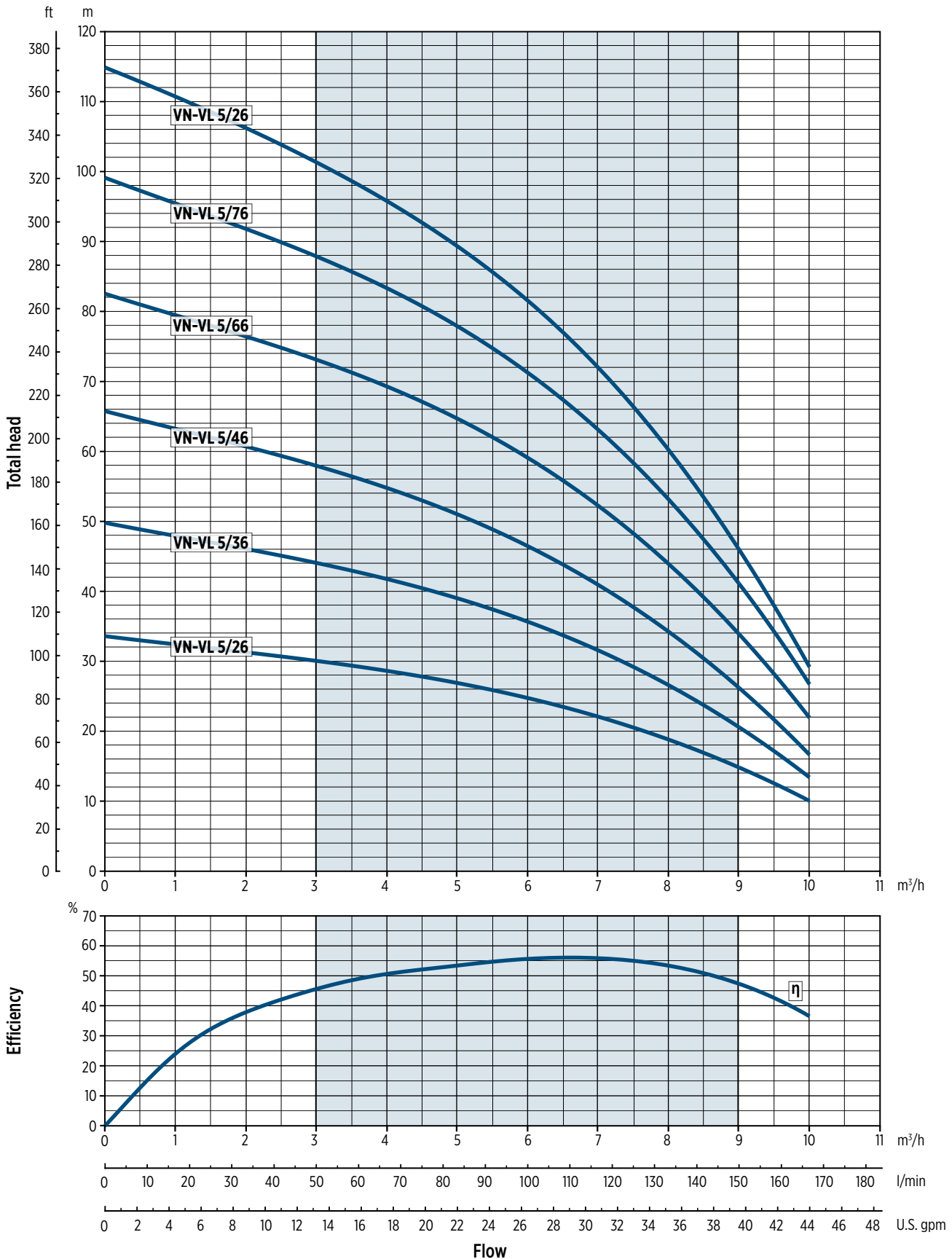
* Electric pump weight without float switch

DIMENSIONAL DRAWINGS



005021PEN 06/2019

VN/VL 5 - PERFORMANCE CURVES AT 60 HZ



1 06/2019

VN/VL 9 - 60 HZ

TECHNICAL DATA

Electric pump model		Number of stages	MOTOR POWER		INPUT POWER	Capacitor		RATED CURRENT		
			[kW]	[HP]		μ F	V	Single-phase 220-230 V	Three-phase 220-230 V 380-400 V	
VN-VL 9/26	VN-VL 9/2T6	2	1.1	1.5	1.59	25	450	7.9	5	2.9
VN-VL 9/36	VN-VL 9/3T6	3	1.5	2	2.36	35	450	10.8	7.1	4.1
-	VN-VL 9/4T6	4	2.2	3	3.17	-	-	-	10.6	6.1
-	VN-VL 9/5T6	5	3	4	3.75	-	-	-	11.8	6.8

DIMENSIONS AND WEIGHTS

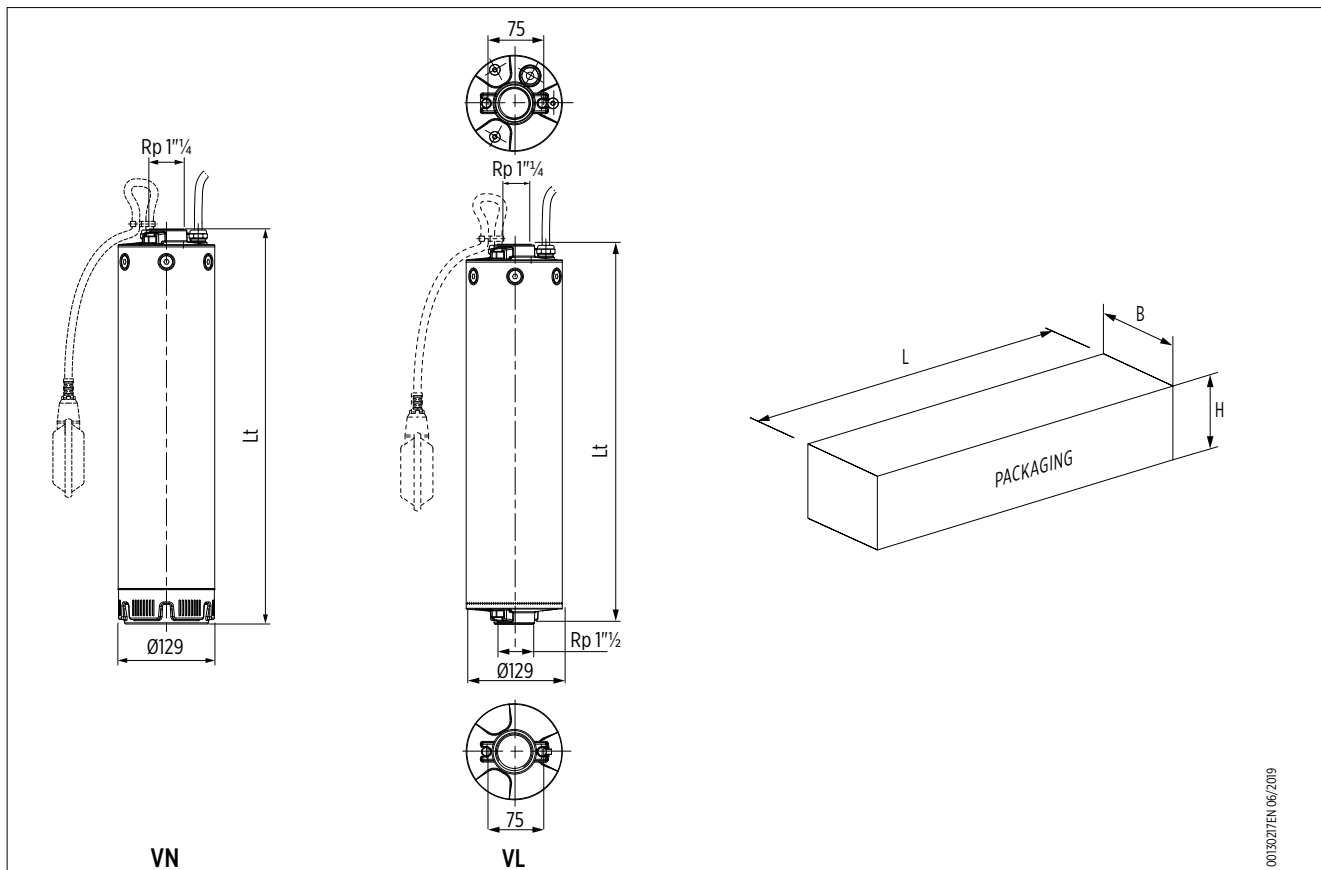
Electric pump			Weight* [Kg]		Packaging		
1~	3~	Lt [mm]	1~	3~	L [mm]	B [mm]	H [mm]
VN 9/26	VN 9/2T6	474	16.75	15.5	720	230	175
VN 9/36	VN 9/3T6	504	20	17.75	720	230	175
-	VN 9/4T6	584	-	20.5	720	230	175
-	VN 9/5T6	614	-	22	720	230	195

* Electric pump weight without float switch

Electric pump			Weight* [Kg]		Packaging		
1~	3~	Lt [mm]	1~	3~	L [mm]	B [mm]	H [mm]
VL 9/26	VL 9/2T6	458	15.1	14	800	230	175
VL 9/36	VL 9/3T6	488	17.8	15.9	720	230	175
-	VL 9/4T6	568	-	18.7	720	230	175
-	VL 9/5T6	598	-	20.6	720	230	195

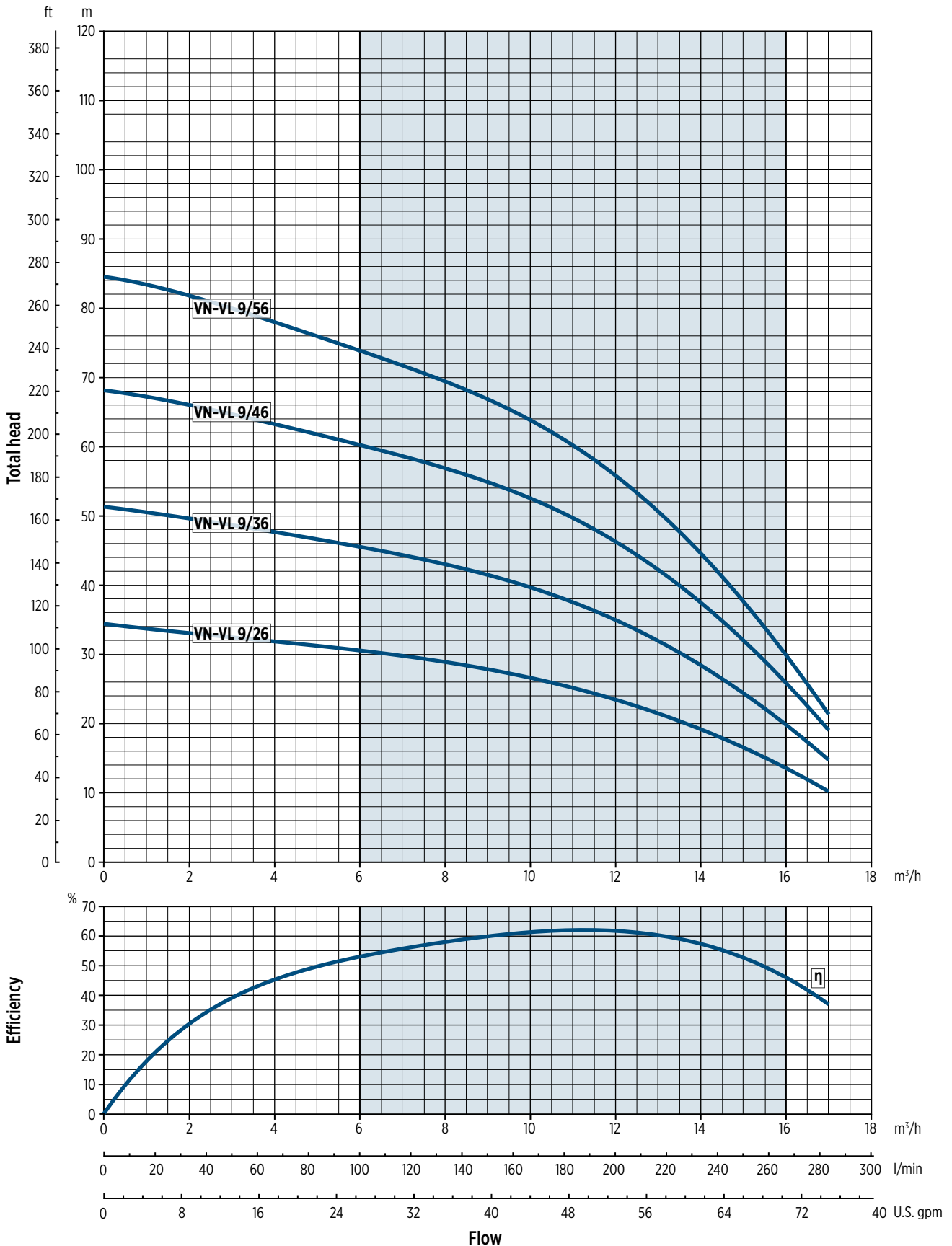
* Electric pump weight without float switch

DIMENSIONAL DRAWINGS



001302TEN/06/2019

VN/VL 9 - PERFORMANCE CURVES AT 60 HZ



2.06/2019





Franklin Electric

Franklin Electric S.r.l.
Via Asolo, 7 - 36031 Dueville (Vicenza) - ITALY
Phone: +39 0444 361114 - Fax: +39 0444 365247
Email: sales.it@fele.com

Single member - Company subject to the control and coordination of Franklin Electric Co., Inc.

Franklin Electric S.r.l. reserves the right to amend specification without prior notice

00105037 EN_REV.00_06/2019

franklinwater.eu