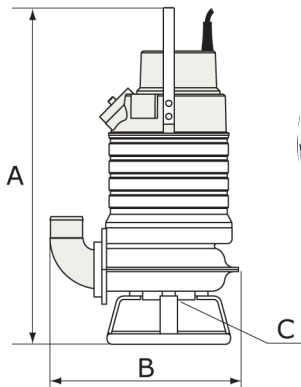


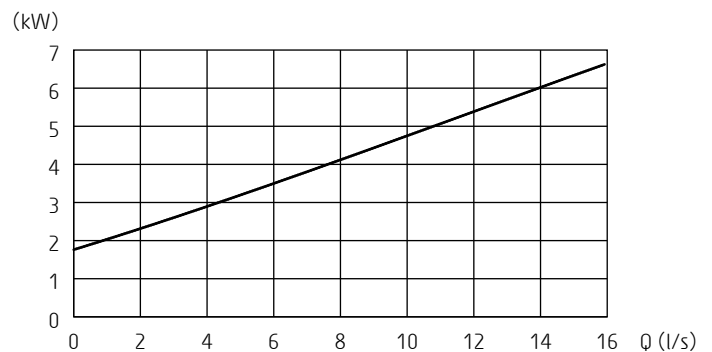
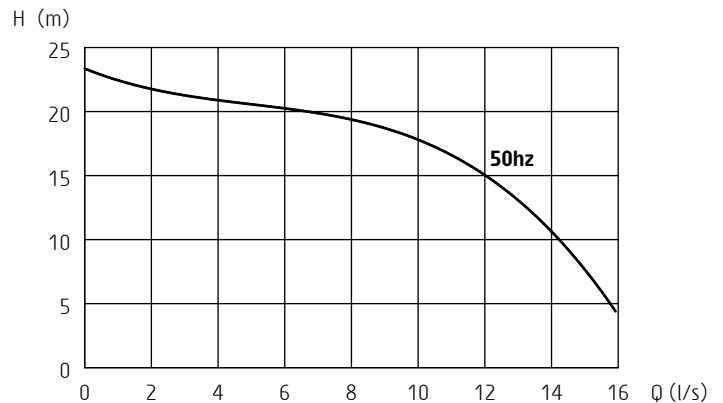
Sandy Inox

Electrical submersible sludge pump



50 Hz	Sandy Inox
Discharge connection	3"
Rated power P2	6,3 kW
Max. power consumption P1	7,3 kW
Shaft speed	2840 r.p.m.
Rated current at 400V	12 A
Rated current at 500V	9,4 A
Solids passage	46 mm
Dimensions A / B / C	755 / 480 / 46 mm
Weight	86 kg

Other voltages on request



ISO 9906/A

General description

Submersible sludge pump made of stainless steel for mines, processing industries and salt-water applications

Classification

Electrical submersible pump
Protection class: IP 68

Electrical motor

Squirrel cage induction motor
Insulation class: F (IEC 85)

Motor protection

Phase sequence control, phase failure guard, temperature guard with thermal contacts in the stator (= SMART system). Air valve

Cable - SubCab 20 m (66 ft)

50 Hz 380 - 500V: 4G2.5mm²
60 Hz 230: 4G4mm² - AWG12/4
60 Hz 460 - 575V: 4G2.5mm² - AWG14/4

Limitations

Max. submersion depth: 20 m (66 ft)
Max. liquid temperature: 40 °C (104 °F)
Allowed pH range: 2 - 10
Maximum liquid density: 1100 kg/m³ (68 lbs/ft³)

Shaft seals

Double mechanical shaft seals running in an oil compartment
Material lower seal: silicon carbide - silicon carbide
Material upper seal: carbon - silicon carbide

Bearings

Ball bearings with C3 clearance

Discharge connection

3" hose, Iso-G BSP or NPT

Materials

Casted parts: *Stainless steel (EN 10283-1.14412-ASTM CF-8M)*
Outer casing: *Stainless steel (EN 10088-3-1.14436-AISI 316L)*
Motor shaft: *Stainless steel (EN 10088-3-1.14460-AISI 329)*
Impeller: *Stainless steel (EN 10283-1.14412-ASTM CF-8M)*
Screws and nuts: *Stainless steel (A4)*
O-rings: *Viton rubber*
Pump housing liner: *Nitrile rubber*

Accessories

Zinc anodes

Specifications can be changed without notice