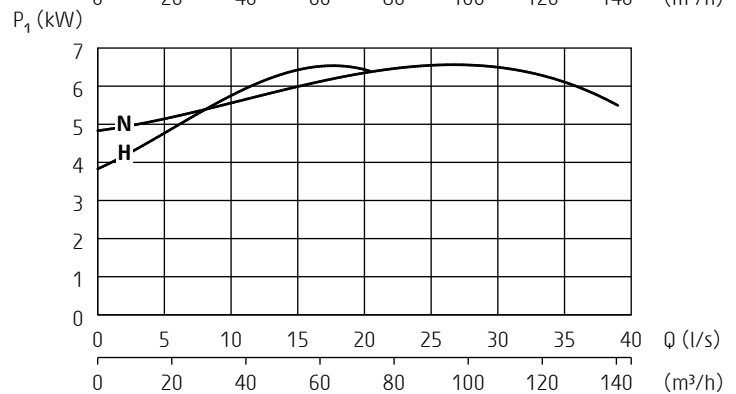
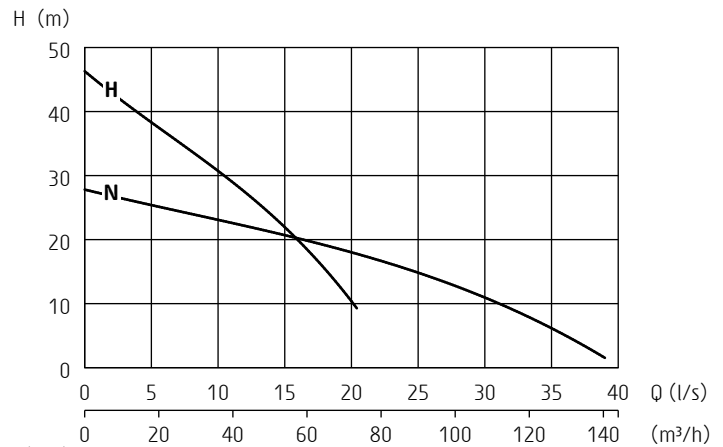





Major

Electrical submersible drainage pump



ISO 9906/A

50 Hz	N	H
Discharge connection	4"	3"
Rated power P ₂ [kW]	5,6	5,6
Max. power consumption P ₁ [kW]	6,6	6,6
Shaft speed [r.p.m.]	2895	2895
Rated current at 230V	19 A	19 A
Rated current at 400V	11 A	11 A
Rated current at 500V	8,7 A	8,7 A
Solids passage [mm]	10	10
Height [mm]	768	768
Diameter [mm]	286	286
Weight [kg]	50	50

Other voltages on request

Pump types

N: normal pressure
H: high pressure

Classification

Electrical submersible drainage pump
Protection class: IP 68

Electrical motor

Squirrel cage induction motor, insulation class: H (IEC 85)

Motor protection

Phase sequence control, phase failure guard, temperature guard with thermal contacts in the stator opening temperature 140°C (284°F) (= SMART system), air valve

Cable - SubCab

4G2,5mm², length 20 m or 14AWG/4, length 53 ft

Limitations

Max. submersion depth: 20 m (66 ft)
Max. liquid temperature: 40 °C (104 °F)
Allowed pH range: 5 - 8
Maximum liquid density: 1100 kg/m³ (68 lbs/ft³)

Shaft seals

Cartridge seal: pre-assembled double mechanical seal running in an oil compartment

Material lower seal: *silicon carbide - silicon carbide*

Material upper seal: *tungsten carbide - aluminium oxide*

Bearings

Ball bearings with C3 clearance

Discharge connection

3-4" hose, ISO-G or NPT

Materials

Casted parts: *Aluminium*

Outer casing: *Stainless steel*

Motor shaft: *Stainless steel*

Impeller and suction cover: *Hard-Iron™*

Diffusers: *Nitrile rubber*

Screws and nuts: *Stainless steel*

O-rings: *Nitrile rubber*

Accessories

Level regulator

Zinc anodes

Low suction collar

Tandem connection

Pump raft



Specifications can be changed without notice